

# **KRAKOW** **in numbers** **2008**

**KRAKÓW** Form & Content  
[www.krakow.pl](http://www.krakow.pl)



# KRAKOW IN NUMBERS 2008

The following pamphlet contains a selection of the most important figures, which outline the function of the City of Krakow in 2008 across a wide cross-section of fields. Comprehensive data and a detailed view of the subjects presented can be found in the Report on the State of the City, published annually by the City Strategy and Development Department of the Municipality of Krakow (available in both electronic and paper formats).

## TABLE OF CONTENTS

|       |                               |    |
|-------|-------------------------------|----|
| I.    | Geographical Background       | 1  |
| II.   | Krakow's People               | 1  |
| III.  | Education                     | 2  |
| IV.   | Higher Education              | 3  |
| V.    | Economy                       | 4  |
| VI.   | Tourism                       | 7  |
| VII.  | Culture and National Heritage | 8  |
| VIII. | Transit and Transport         | 10 |
| IX.   | Municipal Services            | 11 |
| X.    | Environmental Protection      | 12 |
| XI.   | Housing                       | 14 |
| XII.  | Sport and Recreation          | 15 |
| XIII. | Health Care                   | 16 |
| XIV.  | Public Safety                 | 17 |
| XV.   | Urban Planning                | 19 |
| XVI.  | Local Government              | 20 |
| XVII. | Property and City Budget      | 22 |

We invite you to familiarise yourself with other publications of the City Strategy and Development Department at:

- [www.krakow.pl/gospodarka/?id=publikacje](http://www.krakow.pl/gospodarka/?id=publikacje)
- Report on the State of the City (since 1991):  
[www.krakow.pl/gospodarka/?id=raporty](http://www.krakow.pl/gospodarka/?id=raporty) or [www.bip.krakow.pl/?id=509](http://www.bip.krakow.pl/?id=509)
- Krakow in Numbers (since 2005): [www.bip.krakow.pl/?id=509](http://www.bip.krakow.pl/?id=509)
- The City of Krakow's Statistical Bulletin – a publication of The Statistical Office, Krakow (since 2003):  
[www.bip.krakow.pl/?sub\\_dok\\_id=708](http://www.bip.krakow.pl/?sub_dok_id=708)
- Krakow Real Estate Market:  
[http://www.bip.krakow.pl/?sub\\_dok\\_id=21093](http://www.bip.krakow.pl/?sub_dok_id=21093)

# I. Geographical Background

- Area: 327 km<sup>2</sup>
- Location: coordinates of the Adam Mickiewicz Monument on the Main Market Square – in the centre of the Old Town – 50°03'41"N, 19°56'16"E; near the south-east city border (District 10, Swoszowice) – intersection of latitude line 50°N and longitude line 20°E
- North-South length: 18 km
- East-West length: 31 km
- Highest point of elevation: 383 m MSL – Kopiec J. Piłsudskiego (Piłsudski Mound)
- Lowest point of elevation: 188 m MSL – mouth of Kościelnicki Creek
- Median air temperature: 9.3 °C; median temperature in December: – 1.1 °C, median temperature in July: 19.4 °C (2007)
- Total annual precipitation: 833 mm (2007)

## II. Krakow's people

### POPULATION NUMBERS

|              | 2006    | 2007    | 2008    |
|--------------|---------|---------|---------|
| <b>Total</b> | 756 267 | 756 583 | 754 624 |
| Women        | 402 528 | 402 661 | 401 618 |
| Men          | 353 739 | 353 922 | 353 006 |

Source: The Statistical Office in Krakow

### POPULATION BY AGE


|                  | 2006    | 2007    | 2008    |
|------------------|---------|---------|---------|
| Pre-working age  | 120 293 | 118 505 | 117 326 |
| Working age      | 501 892 | 501 634 | 497 942 |
| Post-working age | 134 082 | 136 444 | 139 356 |

Source: The Statistical Office in Krakow

### POPULATION SHIFT, NATURAL AND MIGRATIONAL

|                      | 2006  | 2007  | 2008  |
|----------------------|-------|-------|-------|
| Births               | 6 640 | 6 755 | 7 537 |
| Deaths               | 6 919 | 7 167 | 7 116 |
| <b>Birth rate</b>    | -279  | -412  | 421   |
| Immigration          | 7 507 | 7 478 | 6 070 |
| Emigration           | 6 682 | 7 120 | 6 132 |
| <b>Net migration</b> | 825   | 358   | -62   |

Source: The Statistical Office in Krakow



### III. Education


#### PRESCHOOLS



|  | 2006   | 2007   | 2008   |
|--|--------|--------|--------|
| Number of pre-schools  | 169    | 175    | 183    |
| Number of children in pre-schools                                    | 18 622 | 18 945 | 19 566 |
| Number of elementary schools with pre-schools                        | 76     | 79     | 76     |
| Number of children in pre-schools associated with elementary schools | 2 031  | 1 960  | 1 921  |

Source: Department of Education of the Municipality of Krakow

#### ELEMENTARY SCHOOLS<sup>1</sup>




|   | 2006   | 2007   | 2008   |
|---|--------|--------|--------|
| Number of elementary schools                                  | 123    | 124    | 125    |
| Number of students  | 36 597 | 35 509 | 34 894 |
| Number of integrated classes in locally administrated schools | 150    | 163    | 157    |

<sup>1</sup> excluding special schools

Source: Department of Education of the Municipality of Krakow

#### GYMNASIA (MIDDLE SCHOOLS)



|  | 2006   | 2007   | 2008   |
|--|--------|--------|--------|
| Number of gymnasia   | 84     | 87     | 87     |
| Number of students   | 22 013 | 20 906 | 20 065 |
| Number of integrated classes in locally administrated gymnasia | 110    | 111    | 124    |

Source: Department of Education of the Municipality of Krakow

#### LICEA (UPPER SECONDARY SCHOOLS)




|   | 2006   | 2007   | 2008   |
|---|--------|--------|--------|
| Number of licea   | 106    | 105    | 102    |
| Number of students  | 24 982 | 25 063 | 24 472 |
| Number of graduates <sup>1</sup>                            | 7 962  | 7 624  | 6 503  |
| Number of integrated classes in locally administrated licea | 8      | 12     | 11     |

<sup>1</sup> includes only locally administrated schools

Source: Department of Education of the Municipality of Krakow

#### VOCATIONAL SCHOOLS – BASIC AND SECONDARY



|  | 2006   | 2007   | 2008   |
|--|--------|--------|--------|
| Total number of vocational schools                                       | 200    | 203    | 168    |
| Number of students   | 28 312 | 28 425 | 29 132 |
| Number of graduates <sup>1</sup>   | 8 470  | 7 969  | 4 340  |
| Number of integrated classes in locally administrated vocational schools | 11     | 12     | 11     |

<sup>1</sup> includes only locally administrated schools

Source: Department of Education of the Municipality of Krakow

## IV. Higher Education

### HIGHER EDUCATION INSTITUTIONS

|   | 2007                | 2008                |
|---|---------------------|---------------------|
| Number of higher educational institutions, including: | 24                  | 24                  |
| Public higher education institutions                  | 10                  | 10                  |
| Private higher education institutions                 | 14                  | 14                  |
| Schools w/ Masters Degree programs                    | 16                  | 16                  |
| Schools w/ only Bachelors' programs                   | 8                   | 8                   |
| Total number of students <sup>1</sup> , including:    | 209 109             | 210 046             |
| Number of full-time students                          | 106 771             | 107 876             |
| Number of part-time and evening students              | 81 351              | 82 332              |
| Number of post-graduate and doctoral students         | 20 987 <sup>3</sup> | 19 838 <sup>4</sup> |
| Number of graduates <sup>2</sup> , including:         | 51 988              | 45 214              |
| Number of post-graduate and doctoral graduates        | 9 473               | 11 529              |
| Number of people employed in education facilities     | 22 125              | 21 092              |
| Number of academic teachers                           | 12 392              | 12 252              |
| Number of Professors (ordinary and extraordinary)     | 2 099               | 1 411 <sup>5</sup>  |

<sup>1</sup> number of students including those in post-graduate, doctoral, and distance-learning programs

<sup>2</sup> number of graduates including those in post-graduate, doctoral, and distance-learning programs

<sup>3</sup> including doctoral candidates of the Polish Academy of Sciences (PAN)

<sup>4</sup> number of students does not include PAN doctoral candidates

<sup>5</sup> number of professors includes only titular professors (not including "Professors" without the academic title of "Professor")

Source: *Higher Education Institutions*

### STUDENTS AND GRADUATES OF KRAKOW'S HIGHER EDUCATION INSTITUTIONS

|   | Number of students <sup>1</sup> | Number of graduates <sup>2</sup> |
|---|---------------------------------|----------------------------------|
| <b>Public Schools</b>                             | <b>2008</b>                     |                                  |
| The Jagiellonian University                       | 51 681                          | 11 941                           |
| AGH University of Science and Technology          | 34 937                          | 5 992                            |
| Krakow University of Economics                    | 24 264                          | 6 494                            |
| Pedagogical University of Krakow                  | 18 705                          | 5 126                            |
| Tadeusz Kościuszko University of Technology       | 16 573                          | 3 189                            |
| University of Agriculture in Krakow               | 13 065                          | 2 377                            |
| University School of Physical Education in Krakow | 4 718                           | 831                              |
| Jan Matejko Academy of Fine Arts                  | 1 233                           | 233                              |
| Academy of Music in Krakow                        | 753                             | 122                              |
| Ludwik Solski State Higher Theatre School         | 156                             | 14                               |
| <b>Total Public Schools</b>                       | <b>166 085</b>                  | <b>36 319</b>                    |
| <b>Private Schools</b>                            |                                 |                                  |
| Andrzej Frycz Modrzewski Krakow University        | 15 806                          | 2 745                            |
| The School of Banking and Management in Krakow    | 7 995                           | 1 609                            |



|  |                |               |
|--|----------------|---------------|
| Pontifical Academy of Theology                                       | 3 242          | 620           |
| Jesuit University of Philosophy and Education "Ignatianum"           | 3 528          | 539           |
| School of Economics and Computer Science                             | 3 398          | 457           |
| Bogdan Jański Academy  | 1 253          | 289           |
| Tischner European University   | 1 764          | 679           |
| Małopolska School of Applied Sciences                                | 2 203          | 515           |
| Krakow Higher School of Health Promotion                             | 1 192          | 304           |
| Wyższa Szkoła Zarządzania/Polish Open University <sup>3</sup>        | 2 724          | 764           |
| Krakow School of Business and Commerce                               | 445            | 51            |
| The Higher School of Insurance                                       | 411            | 312           |
| Holy Family Teacher Training College                                 | 0              | 11            |
| Apeiron Higher School of Public and Individual Security <sup>4</sup> | no date        | no date       |
| <b>Total private institutions</b>                                    | <b>43 961</b>  | <b>8 895</b>  |
| <b>Public and Private Institutions in total</b>                      | <b>210 046</b> | <b>45 214</b> |

<sup>1</sup> number of students including those in post-graduate, doctoral, and externist programs

<sup>2</sup> number of graduates including those in post-graduate, doctoral, and externist programs

<sup>3</sup> total number of students including branches in Warsaw, Krakow and Legnica

<sup>4</sup> school did not provide data

Source: Higher Education Institutions

## V. Economy

### BUSINESS ENTITIES OF THE NATIONAL ECONOMY ACCORDING TO OWNERSHIP TYPE

|                | 2006           | 2007           | 2008           |
|----------------|----------------|----------------|----------------|
| <b>Total</b>   | <b>104 426</b> | <b>104 349</b> | <b>105 610</b> |
| Public sector  | 1 814          | 1 776          | 1 671          |
| Private sector | 102 612        | 102 573        | 103 939        |

Source: The Statistical Office in Krakow

### COMMERCIAL COMPANIES BY CAPITAL TYPE

|  | 2008          |
|--|---------------|
| <b>Total<sup>1</sup></b>                             | <b>12 440</b> |
| Companies owned by the National Treasury             | 59            |
| Companies owned by legal persons of the State        | 162           |
| Companies owned by local governments                 | 32            |
| Companies owned by national natural or legal persons | 10 906        |
| Companies owned by foreign natural or legal persons  | 2 420         |

<sup>1</sup> the data from the given categories do not add up to equal the total because the numbers include all companies with a given type of capital, not only with that type as their main source of capital

Source: The Statistical Office in Krakow



## BUSINESS ENTITIES BY CATEGORY FROM THE POLISH CLASSIFICATION OF BUSINESS ACTIVITIES (PKD)

| PKD sections                              | Number of entities | Branch structure (%) |
|---|--------------------|----------------------|
| <b>Total</b>                              | <b>105 610</b>     | <b>100</b>           |
| Sales and services                        | 28 697             | 27                   |
| Real estate and business services         | 25 011             | 24                   |
| Construction                              | 9 386              | 9                    |
| Industrial processing                     | 8 859              | 8                    |
| Transport, warehousing and logistics      | 8 621              | 8                    |
| Service, social and individual activities | 7 930              | 7                    |
| Health and social services                | 6 099              | 6                    |
| Financial services                        | 4 185              | 4                    |
| Hotels and restaurants                    | 3 429              | 3                    |
| Education                                 | 2 672              | 3                    |
| Other                                     | 721                | 1                    |

Source: The Statistical Office in Krakow

## REVENUE BY SALES OF GOODS AND SERVICES (millions PLN)

|                | 2006            | 2007            | 2008            |
|----------------|-----------------|-----------------|-----------------|
| <b>Total</b>   | <b>29 202,4</b> | <b>33 567,5</b> | <b>34 846,6</b> |
| Private sector | 26 315,3        | 30 347,5        | 30 483,7        |
| Public sector  | 2 887,1         | 3 219,9         | 4 362,9         |

Source: The Statistical Office in Krakow

## CAPITAL INVESTMENT (thousands PLN)<sup>1</sup>

|   | 2006           | 2007           | 2008           |
|---|----------------|----------------|----------------|
| <b>Total</b>                            | <b>2 806,3</b> | <b>2 921,5</b> | <b>3 613,4</b> |
| Including technical equipment and tools | 1 332,1        | 1 419,6        | 1 589,2        |

<sup>1</sup> at current prices

Source: The Statistical Office in Krakow

## AVERAGE EMPLOYMENT IN ENTERPRISES BY SECTOR

|                | 2006           | 2007           | 2008           |
|----------------|----------------|----------------|----------------|
| <b>Total</b>   | <b>174 619</b> | <b>182 515</b> | <b>191 186</b> |
| Private sector | 153 445        | 161 134        | 169 628        |
| Public sector  | 21 174         | 21 381         | 21 558         |

Source: The Statistical Office in Krakow

## AVERAGE GROSS MONTHLY SALARY IN ENTERPRISES BY SECTOR<sup>1</sup>

|                | 2006     | 2007     | 2008     |
|----------------|----------|----------|----------|
| <b>Total</b>   | 2 606,24 | 2 900,83 | 3 191,63 |
| Private sector | 2 529,93 | 2 830,03 | 3 118,79 |
| Public sector  | 3 159,24 | 3 434,32 | 3 764,71 |

<sup>1</sup> gross in business sector

Source: The Statistical Office in Krakow

## UNEMPLOYMENT

|  | 2006 | 2007 | 2008 |
|--|------|------|------|
| Registered unemployment rate                 | 5,5  | 3,8  | 2,8  |
| Total registered unemployment (in thousands) | 20,3 | 14,4 | 10,6 |

Source: Municipal Employment Office in Krakow

## SPECIAL ECONOMIC ZONE (SSE)<sup>1</sup>

|   | Area (ha)          | Developed Area (ha) |
|---|--------------------|---------------------|
| Krakow City Centre  | 29,1905            | 13,9275             |
| Krakow Nowa Huta  | 14,1921            | 10,4667             |
| Krakow Podgórze   | 43,1205            | 26,7536             |
| <b>Krakow in total</b>  | <b>86,5031</b>     | <b>51,1478</b>      |
| Tarnów  | 44,5498            | 23,4591             |
| Zabierzów   | 5,9                | 5,9                 |
| Krosno  | 5,7492             | 5,7492              |
| Niepołomice   | 182,3266           | 173,6135            |
| Nowy Sącz   | 12,0368            | 8,302               |
| Dobczyce  | 6,8602             | 0                   |
| Andrychów   | 26,3208            | 26,3208             |
| Gdów  | 17,6361            | 2,4523              |
| Oświęcim  | 5,8957             | 0                   |
| Słomniki  | 6,5944             | 4,8689              |
| Wolbrom   | 16,3               | 0                   |
| <b>Total</b>  | <b>416,6727</b>    | <b>301,8136</b>     |
| Employment  | 2 963 persons      |                     |
| Number of permits for activity in Special Economic Zone (SSE) | 58 businesses      |                     |
| Number of companies which started activity                    | 22 businesses      |                     |
| Capital expenditures  | over 550 mln PLN   |                     |
| Target investment according to business plan                  | over 1 071 mln PLN |                     |

<sup>1</sup> Special Economic Zone – Krakow Technology Park (SSE KPT)

Source: Krakowski Park Technologiczny Sp. z o.o. (Krakow Technology Park Ltd)

## AMOUNT OF MODERN OFFICE SPACE (m<sup>2</sup>)

|                            | 2008           |
|----------------------------|----------------|
| Extant (as of Jan 1, 2008) | 212 000        |
| Change over 1 year         | 20 000         |
| <b>Total</b>               | <b>232 000</b> |
| Forecast for 2009          | 150 000        |

Source: Colliers International



## VI. Tourism

### TOURISTS AND VISITORS

|                                       | 2006      | 2007      | 2008      |
|---------------------------------------|-----------|-----------|-----------|
| <b>Total visitors to Krakow</b>       | 7 500 000 | 8 060 000 | 7 450 000 |
| From Poland                           | 5 100 000 | 5 560 000 | 5 300 000 |
| From abroad                           | 2 400 000 | 2 500 000 | 2 150 000 |
| <b>Total tourists visiting Krakow</b> | 6 200 000 | 6 800 000 | 6 000 000 |
| From Poland                           | 3 900 000 | 4 340 000 | 3 900 000 |
| From abroad                           | 2 300 000 | 2 460 000 | 2 100 000 |

Source: "Tourist Traffic in Krakow, 2008" report by Małopolska Tourist Organisation, commissioned by Municipality of Krakow

### ACCOMMODATION BASE

|                              | 2007                        | 2008                        |                |
|------------------------------|-----------------------------|-----------------------------|----------------|
|                              | Number<br>of establishments | Number<br>of establishments | Number of beds |
| <b>Total</b>                 | 409                         | 531                         | 27 116         |
| Hotels*****                  | 6                           | 6                           | 1 563          |
| Hotels****                   | 12                          | 14                          | 2 219          |
| Hotels***                    | 61                          | 71                          | 5 702          |
| Hotels**                     | 23                          | 23                          | 2 545          |
| Hotels*                      | 6                           | 6                           | 721            |
| Hotels awaiting confirmation | 3                           | 3                           | 201            |
| Motels                       | 1                           | 1                           | 90             |
| Travel lodges                | 2                           | 2                           | 97             |
| Guest houses                 | 7                           | 7                           | 171            |
| Youth hostels                | 3                           | 3                           | 616            |
| Seasonal campgrounds         | 2                           | 2                           | 216            |
| Year-round campgrounds       | 1                           | 1                           | 182            |
| Health resorts               | 1                           | 1                           | 101            |
| Non-hotel accommodations     | 281                         | 391                         | 12 692         |

Source: non-hotel base – Municipality of Krakow (as of 31 December, 2008), hotel base – Marshal Office of the Małopolska Voivodeship

### USAGE OF TOURIST ACCOMMODATION FACILITIES

|                               | 2006      | 2007      | 2008      |
|-------------------------------|-----------|-----------|-----------|
| <b>Total number of guests</b> | 1 319 736 | 1 434 804 | 1 287 223 |
| Foreign guests                | 770 793   | 819 978   | 684 056   |
| Bed occupancy rate (%)        | 49,9      | 49,7      | 43,6      |

<sup>1</sup> data changed after publication in *Krakow in Numbers 2007*

Source: The Statistical Office in Krakow



## VII. Culture and National Heritage

### CULTURAL INSTITUTIONS<sup>1</sup>

|   | 2006      | 2007      | 2008      |
|---|-----------|-----------|-----------|
| Cultural centres                        | 3         | 3         | 3         |
| Community centres                       | 6         | 7         | 7         |
| Cultural associations                   | 40        | 41        | 41        |
| City libraries                          | 5         | 5         | 4         |
| City library branches                   | 67        | 67        | 66        |
| Institutional and Voivodeship libraries | 3         | 3         | 3         |
| Book collections (thousands of volumes) | 1 998,3   | 1 962,2   | 1 941,5   |
| Readers (thousands)                     | 217,1     | 209,5     | 204,8     |
| Lending total by volumes                | 4 221 529 | 4 045 558 | 3 513 754 |
| Number of theatres                      | 9         | 9         | 9         |
| Number of premieres                     | 40        | 48        | 49        |
| Number of performances                  | 2 422     | 2 738     | 2 840     |
| Number of attendees                     | 669 670   | 684 292   | 771 506   |
| Numbers of orchestras                   | 4         | 4         | 4         |
| Number of concerts                      | 738       | 759       | 742       |
| Number of attendees                     | 180 701   | 249 399   | 237 797   |
| Museums                                 | 7         | 7         | 8         |
| Number of museum branches <sup>2</sup>  | 12        | 12        | 12        |
| Number of permanent exhibitions         | 26        | 28        | 31        |
| Number of temporary exhibitions         | 196       | 164       | 147       |
| Number of attendees                     | 732 199   | 859 047   | 788 900   |
| Number of galleries <sup>2</sup>        | 1         | 1         | 1         |
| Number of temporary exhibitions         | 17        | 20        | 18        |
| Number of attendees                     | 47 147    | 49 993    | 44 938    |

<sup>1</sup> financed by Municipality of Krakow and Marshal Office of the Małopolska Voivodeship; the Jagiellonian Library and other university libraries are not included

<sup>2</sup> financed only by Municipality of Krakow

Source: Department of Culture and National Heritage Municipality of Krakow

### CINEMAS

|                   | 2007 | 2008 |
|-------------------|------|------|
| Number of cinemas | 14   | 12   |
| Number of screens | 62   | 58   |

Source: The Statistical Office in Krakow

## SELECTED CULTURAL AND PUBLIC EVENTS

|   | Date            | Number of participants |
|---|-----------------|------------------------|
| 17th Finale of the Great Orchestra of Christmas Charity in Krakow | 13.01.2008      | 7 000                  |
| The 5th Misteria Paschalia festival                               | 17-24.03.2008   | 6 000                  |
| Commemoration of 3rd anniversary of the death of John Paul II     | 31.03-2.04.2008 | 10 000                 |
| Film Music Festival in Krakow                                     | 29-31.05.2008   | 15 000                 |
| 2nd Krakow Theatre Night  | 13-14.06.2008   | 5 000                  |
| Wianki (Midsummer Night Celebration)                              | 21.06.2008      | 50 000                 |
| The 18th Jewish Culture Festival                                  | 28.06-6.07.2008 | 25 000                 |
| PyroMachina   | 2-3.08.2008     | 25 000                 |
| Cracovia Sacra Night  | 15-16.08.2008   | 2 000                  |
| Coke Live Music Festival  | 22-23.08.2008   | 20 000                 |
| 6th Sacrum Profanum Festival                                      | 14-21.09.2008   | 15 000                 |
| Off Camera Festival   | 1-5.10.2008     | 8 000                  |
| Divine Comedy Festival  | 5-12.12.2008    | 4 000                  |
| New Year's Eve on the Main Market Square                          | 31.12.2008      | 180 000                |

Source: Krakow Festival Office

## CONSERVATION AND RENOVATION OF HISTORIC BUILDINGS – FINANCIAL EXPENDITURES

| Sources of Financing (thousands PLN)                                | 2006            | 2007             | 2008            |
|---|-----------------|------------------|-----------------|
| Krakow City Budget  | 44 614,2        | 54 273,6         | 31 880,6        |
| Communal Building Administration                                    | –               | 586,1            | 1 772,6         |
| National Restoration of Historic Buildings Fund (NFRZK), including: | 37 883,6        | 45 913,0         | 44 728,6        |
| NFRZK for Buildings in the Krakow Municipality                      | 4 879,6         | 6 575,4          | 5 906,6         |
| Małopolska Voivodeship Budget                                       | 207,0           | 432,5            | 464,0           |
| Ministry of Cultural and National Heritage                          | 45,3            | 100,0            | 338,8           |
| Marshal Office of the Małopolska Voivodeship                        | no date         | 65,3             | 123,0           |
| <b>Total</b>  | <b>82 750,1</b> | <b>101 370,5</b> | <b>79 307,6</b> |

Source: Department of Cultural and National Heritage of the Municipality of Krakow – Office of Landmark Preservation

## NUMBER OF LANDMARKS

|  | 2006      | 2007      | 2008      |
|--|-----------|-----------|-----------|
| Structures of historical importance, of which: | ca. 7 000 | ca. 7 000 | ca. 7 000 |
| Registered landmarks                           | 1 131     | 1 143     | 1 150     |

Source: Department of Cultural and National Heritage of the Municipality of Krakow – Office of Landmark Preservation



## VIII. Transit and Transport

### KRAKOW'S ROAD AND STREET NETWORK



| Elements of the Road and Street Network       | 2008  |
|---|-------|
| Basic road system (km), of which:             | 296,5 |
| National roads (km)                           | 67,5  |
| Voivodeship roads (km)                        | 24,6  |
| Poviat roads (km)                             | 204,4 |
| Supporting system (km) of which:              | 969,9 |
| Municipality roads (km)                       | 764,2 |
| Internal roads (km)                           | 205,7 |
| Other structures (bridges, flyovers, tunnels) | 166   |
| Footbridges                                   | 31    |
| Underground walkways                          | 22    |

Source: Board of Transit and Communal Infrastructure (Zarząd Infrastruktury Komunalnej i Transportu)

### BICYCLE PATHS

|   | 2008 |
|---|------|
| Net length of bicycle paths (km)                  | 72,8 |
| Length of newly-built or modernised bicycle paths | 9,1  |

Source: Board of Transit and Communal Infrastructure (Zarząd Infrastruktury Komunalnej i Transportu)

### MUNICIPAL PUBLIC TRANSIT NETWORK



|  | 2006    | 2007  | 2008    |
|--|---------|-------|---------|
| Length of tramway lines (km)                         | 327,3   | 324   | 322     |
| Length of bus routes (km)                            | 1 775,4 | 1 882 | 2 002,4 |
| Tramways in inventory of MPK                         | 427     | 434   | 426     |
| Busses in inventory of MPK/Mobilis                   | 493     | 496   | 506/26  |
| Number of riders transported (millions) <sup>1</sup> | 446,3   | 474,0 | 490,0   |

<sup>1</sup> includes only MPK passengers

Source: City Transit Authority of Krakow (MPK), Mobilis Ltd. Krakow office (Mobilis Spółka z o.o.)

### MOTOR VEHICLES INDEX

|   | 2007    | 2008    |
|---|---------|---------|
| Motor vehicles index (total numbers of vehicles/1000 residents) | 527     | 564     |
| Number of registered vehicles                                   | 398 729 | 426 691 |

Source: Department of Registry of Drivers and Vehicles, the Municipality of Krakow, the Statistical Office in Krakow

### RAIL TRANSPORT

|                                       | 2006      | 2007      | 2008       |
|---------------------------------------|-----------|-----------|------------|
| Passenger transport (passengers/year) | 9 900 000 | 9 954 000 | 10 550 000 |
| Goods transport (tonnes/year)         | 9 054 866 | 7 438 251 | 6 602 532  |

Source: The PKP Regional Transport Ltd (PKP Przewozy Regionalne Sp. z o.o.), The Małopolska Regional Transport Company (Małopolski Zakład Przewozów Regionalnych), PKP Cargo S.A., Krakow Office

## NUMBER OF PASSENGERS AT THE JOHN PAUL II INTERNATIONAL AIRPORT, KRAKOW-BALICE

|                       | 2006             | 2007             | 2008             |
|-----------------------|------------------|------------------|------------------|
| <b>Total</b>          | <b>2 367 257</b> | <b>3 068 199</b> | <b>2 923 961</b> |
| Domestic flights      | 203 410          | 217 023          | 194 676          |
| <b>Total:</b>         | <b>2 163 847</b> | <b>2 851 176</b> | <b>2 729 285</b> |
| International flights | 2 037 977        | 2 665 911        | 2 472 844        |
| Regular service       | 121 940          | 177 965          | 229 176          |
| Charter service       | 3 930            | 7 300            | 7 697            |
| Layovers              |                  |                  |                  |

Source: John Paul II International Airport, Kraków-Balice (Międzynarodowy Port Lotniczy im. Jana Pawła II Kraków-Balice Sp. z o.o.)

## IX. Municipal services

### WATER SUPPLY

|  | 2006  | 2007  | 2008  |
|--|-------|-------|-------|
| Median Water Use/24 Hrs. (thousands m <sup>3</sup> )             | 133,1 | 134,0 | 132,0 |
| Household Water Consumption per Resident (m <sup>3</sup> /month) | 4,06  | 4,08  | 4,01  |
| Residents Using the City Water Network (%)                       | 97,3  | 97,5  | 98,3  |
| Unit Water Rate (PLN/m <sup>3</sup> ) <sup>1</sup>               | 2,34  | 2,45  | 2,49  |

<sup>1</sup> rate established by resolution of Krakow City Council

Source: Municipal Water Supply and Sewage Company, PLC in Krakow (Miejskie Przedsiębiorstwo Wodociągów i Kanalizacji S.A. w Krakowie)

### SEWAGE AND WASTE WATER TREATMENT SYSTEM

|  | 2006  | 2007  | 2008  |
|--|-------|-------|-------|
| Residents Using Public Wastewater System (%)   | 95,5  | 95,7  | 97,1  |
| Median Daily Production of Municipal Wastewater (thousands m <sup>3</sup> )                      | 135,3 | 228,5 | 206,8 |
| Charge for disposing of waste water (weighted annual average, fixed rate in PLN/m <sup>3</sup> ) | 2,279 | 2,11  | 2,557 |
| Purification System (%)  |       |       |       |
| Central System   | 99,0  | 99,12 | 99,11 |
| Local System   | 1,0   | 0,88  | 0,89  |
| Methods of Treatment (%)   |       |       |       |
| Mechanical   | 24,5  | 11,13 | 0     |
| Mechanical and biological  | 75,5  | 88,87 | 100   |

Source: Municipal Water Supply and Sewage Company, PLC in Krakow (Miejskie Przedsiębiorstwo Wodociągów i Kanalizacji S.A. w Krakowie)



## HEAT SUPPLY

|  |                           | 2006    | 2007    | 2008    |
|--|---------------------------|---------|---------|---------|
| Thermal energy demand (MW)                                     | <b>Total</b>              | 1 337,4 | 1 298,3 | 1 254,5 |
|  | EC Kraków S.A.            | 983,6   | 960,7   | 925,9   |
| Including:   | Elektrownia Skawina S.A.  | 296,1   | 286,2   | 279,8   |
|  | ArcelorMittal Poland S.A. | 57,7    | 51,4    | 48,8    |
| Average heat unit price by MPEC (PLN/GJ)<br>for the whole year |                           | 34,28   | 35,71   | 36,91   |

Source: Municipal Heating Energy Company PLC in Krakow (Miejskie Przedsiębiorstwo Energetyki Ciepłej S.A. w Krakowie)

## ELECTRIC ENERGY SUPPLY

|  |                 | 2006      | 2007      | 2008      |
|--|-----------------|-----------|-----------|-----------|
| Total annual energy consumption in the city (MWh)  |                 | 3 009 321 | 3 146 254 | 3 155 075 |
| Number of energy consumers   |                 | 367 536   | 374 550   | 382 436   |
| Energy unit price – weighted<br>annual average (PLN/MWh)                                   | Day rate        | 172,10    | 185,06    | 260,58    |
|  | Night rate      | 94,64     | 103,17    | 116,58    |
|  | Industrial rate | 126,00    | 138,47    | 191,72    |
| Total energy unit price – trade<br>and distribution – weighted<br>annual average (PLN/MWh) | Day rate        | –         | 362,87    | 444,71    |
|  | Night rate      | –         | 209,24    | 200,27    |
|  | Industrial rate | –         | 242,03    | 296,75    |

Source: ENION S.A. Krakow office, ENION Energia Sp. z o.o.

## GAS SUPPLY

|  |                           | 2006      | 2007      | 2008      |
|--|---------------------------|-----------|-----------|-----------|
| City's total annual gas consumption (thousands m <sup>3</sup> )      |                           | 232 526,7 | 218 582,2 | 221 876,7 |
| Number of gas consumers  |                           | 254 791   | 254 981   | 255 758   |
| Gas unit price<br>– weighted annual<br>average (PLN/m <sup>3</sup> ) | Standard rate – household | 1,3178    | 1,4364    | 1,5619    |
|  | Industrial rate           | 1,0217    | 1,3114    | 1,2742    |

Source: Polish Gas & Oil Company, PLC (PGNiG S.A. – Karpacki Oddział Obrotu Gazem w Tarnowie, Gazownia Krakowska)

# X. Environmental Protection

## GREEN AREAS (ha)

|  | 2006         | 2007         | 2008         |
|--|--------------|--------------|--------------|
| Parks (41 parks)                                     | 399          | 399          | 395          |
| Green Areas  | 170          | 170          | 238          |
| Roadside greenery administered by ZIKiT <sup>1</sup> | 458          | 458          | 532          |
| <b>Total</b>   | <b>1 027</b> | <b>1 027</b> | <b>1 165</b> |

<sup>1</sup> ZIKiT (Board of Transit and Communal Infrastructure)

Source: Department of Environmental Development of the Municipality of Krakow



## MUNICIPAL WASTE MANAGEMENT

|   | 2006  | 2007  | 2008              |
|---|-------|-------|-------------------|
| Amount of produced waste (thousands tonnes)       | 308,6 | 312,4 | 331,6             |
| Recyclable materials collected (thousands tonnes) | 9,3   | 10,8  | 17,2 <sup>1</sup> |
| Recovery of recyclable materials (%)              | 80    | 80    | 80                |

<sup>1</sup> including materials delivered to collecting points and unclassifiable materials

Source: Division of Waste Management, Board of Transit and Communal Infrastructure (Dział Gospodarki Odpadami Zarządu Infrastruktury Komunalnej i Transportu)

## MATERIALS RECYCLED

|                  | 2006    | 2007    | 2008    |
|------------------|---------|---------|---------|
| Paper (tonnes)   | 2 889,3 | 2 849,2 | 4 123,4 |
| Glass (tonnes)   | 2 266,8 | 2 738,2 | 3 868,4 |
| Metal (tonnes)   | 328,0   | 106,5   | 57,1    |
| Plastic (tonnes) | 951,1   | 1 631,1 | 2 205,0 |

Source: Board of Transit and Communal Infrastructure (Zarząd Infrastruktury Komunalnej i Transportu)

## AIR POLLUTION – ANNUAL AVERAGE CONCENTRATION

|                                | Particulate matter<br>PM10 $\mu\text{g}/\text{m}^3$ | Sulphur dioxide<br>SO <sub>2</sub> $\mu\text{g}/\text{m}^3$ | Nitrogen dioxide<br>NO <sub>2</sub> $\mu\text{g}/\text{m}^3$ |
|--------------------------------|---|---|--|
| Krowodrza (ul. Prądnicza)      | 50  | 8   | 31   |
| Śródmieście (al. Krasińskiego) | 81  | 8   | 65   |
| Nowa Huta (ul. Bulwarowa)      | 60  | 8   | 30   |
| Norm within city limits        | 40  | –   | 40   |

Source: Voivodeship Environmental Protection Inspectorate, Krakow (Wojewódzki Inspektorat Ochrony Środowiska w Krakowie)

## ENVIRONMENTAL PROTECTION EXPENDITURES

| Activity type   | 2006   | 2007            | 2008            | 2006  | 2007           | 2008           |
|---|--|-----------------|-----------------|---|----------------|----------------|
|   | Municipal Environmental and Water Resource Conservation Fund – GFOŚiGW (thousands PLN) |                 |                 | Poviat Environmental and Water Resource Conservation Fund – PFOŚiGW (thousands PLN) |                |                |
| Ecological education  | 662,3  | 619,7           | 1 242,0         | –   | –              | –              |
| Planning and development of green areas including municipal parks | 7 371,5  | 4 830,3         | 4 476,9         | 880,0   | 583,4          | 476,5          |
| Environmental protection and water management projects            | 7 199,6  | 9 266,7         | 8 747,5         | 3 290,4   | 506,0          | 30,0           |
| Waste management projects   | 148,0  | 139,6           | 29,9            | 2 639,3   | 3 151,7        | 4 069,3        |
| Other   | 1 485,0  | 1 576,3         | 7 829,9         | –   | 9,7            | 14,9           |
| <b>Total expenses</b>   | <b>16 866,4</b>  | <b>16 432,6</b> | <b>22 326,3</b> | <b>6 809,7</b>  | <b>4 250,8</b> | <b>4 590,7</b> |

Source: Department of Environmental Development of the Municipality of Krakow

# XI. Housing

## USABLE FLATS

|   | 2006    | 2007    | 2008    |
|---|---------|---------|---------|
| Number of new habitable flats                 | 6 612   | 4 922   | 6 621   |
| Area of new habitable flats (m <sup>2</sup> ) | 400 877 | 342 818 | 424 155 |
| Average usable area of flat (m <sup>2</sup> ) | 60,6    | 69,7    | 64,1    |

Source: The Statistical Office in Krakow

## AVERAGE OFFERING PRICE IN SELECTED AREAS<sup>1</sup>

|                    | 2008                 |                        |   |
|--------------------|----------------------|------------------------|---|
|                    | Primary market (PLN) | Secondary market (PLN) | Difference between primary and secondary market price (PLN) |
| <b>City Centre</b> |                      |                        |   |
| Old Town           | 16 900               | 11 335                 | 5 565   |
| Grzegórzki         | 9 300                | 8 387                  | 913   |
| Prądnik Czerwony   | 6 780                | 7 210                  | -430  |
| <b>Krowodrza</b>   |                      |                        |   |
| Prądnik Biały      | 6 900                | 7 540                  | -640  |
| Łobzów             | 9 100                | 8 359                  | 741   |
| Bronowice          | 7 980                | 8 174                  | -194  |
| <b>Podgórze</b>    |                      |                        |   |
| Dębniki            | 6 650                | 7 687                  | -1 037  |
| Podgórze Duchackie | 6 490                | 6 407                  | 83  |
| Bieżanów-Prokocim  | 5 600                | 6 325                  | -725  |
| <b>Nowa Huta</b>   |                      |                        |   |
| Czyżyny            | 6 400                | 6 913                  | -513  |
| Mistrzejowice      | 5 950                | 6 321                  | -371  |
| Bieńczyce          | 5 220                | 6 180                  | -960  |

<sup>1</sup> as 31. December, 2008

Source: DOMINIUM.PL, in the Krakow Real Estate - Report 2008, published by the Municipality of Krakow

## LAND PRICES

|   | 2006 | 2007 | 2008 |
|---|------|------|------|
| Average land price per 1 m <sup>2</sup> (PLN) | 301  | 398  | 390  |

Source: Institute of Real Estate Market Monitoring and Analysis mrn.pl, in the Krakow Real Estate - Report 2008, published by the Municipality of Krakow

## XII. Sport and Recreation

### SPORT BASE

|                              | 2006           | 2007           | 2008           |
|------------------------------|----------------|----------------|----------------|
| Sport stadiums               | 9              | 8              | 8              |
| Sports fields                | 324            | 324            | 324            |
| Multifunctional fields       | 7              | 22             | 25             |
| Indoor swimming pools        | 15             | 19             | 21             |
| Outdoor swimming pools       | 10             | 5              | 5              |
| Outdoor swimming locations   | 4              | 2              | 2              |
| Artificial skating rinks     | 1 <sup>1</sup> | 1 <sup>1</sup> | 1 <sup>1</sup> |
| Tennis courts                | 85             | 119            | 119            |
| Marinas                      | 7              | 5              | 6              |
| Shooting galleries           | 5              | 3              | 3              |
| Riding arenas                | 5              | 13             | 13             |
| White water canoeing courses | 1              | 1              | 1              |
| Archery ranges               | 1              | 2              | 2              |
| Bowling alleys               | 1              | 1              | 1              |
| Sports halls                 | 13             | 20             | 21             |
| Fitness clubs, gyms          | 286            | 292            | 293            |
| Climbing walls               | no data        | 5              | 5              |

<sup>1</sup> two rinks

Source: Department of Sport and Social Initiatives of the Municipality of Krakow

### PHYSICAL CULTURE AND SPORTS EXPENDITURES

|                              | 2006   | 2007   | 2008   |
|------------------------------|--------|--------|--------|
| Expenditures (thousands PLN) | 58 273 | 76 153 | 82 827 |

Source: Reports of the Krakow City Budget

### PARTIAL FUNDING OF SPORTS CLUBS BY MUNICIPAL OF KRAKOW

|                              | 2006    | 2007    | 2008    |
|------------------------------|---------|---------|---------|
| Expenditures (thousands PLN) | 3 560,0 | 4 060,0 | 8 229,7 |

Source: Department of Sport and Social Initiatives of the Municipality of Krakow



## XIII. Health Care

### OUTPATIENTS' HEALTHCARE CLINICS

|  | 2006 | 2007 | 2008 <sup>1</sup> |
|--|------|------|-------------------|
| Total number of clinics, health centres, medical centres, doctor's offices, including: | 453  | 487  | 466               |
| Public institutions  | 30   | 61   | 66                |
| Non-public institutions  | 351  | 356  | 361               |
| Private doctor's practices accepted by National Health Fund                            | 72   | 70   | 39                |

<sup>1</sup> preliminary data

Source: The Statistical Office in Krakow

### HOSPITALS

|                                  | 2007  | 2008               | 2007                                | 2008  | 2007  | 2008                    | 2007   | 2008             |
|----------------------------------|---|--------------------|-------------------------------------|-------|---|-------------------------|--|------------------|
|                                  | Public hospitals<br>(departmental<br>hospitals) |                    | J. Babiński<br>Specialized Hospital |       | Non-public<br>institutions<br>(including psychiatric) |                         | Public and private<br>long-term care<br>facilities, Hospices |                  |
| Number of hospitals <sup>1</sup> | 14<br>(2)                                       | 14<br>(2)          | 1                                   | 1     | 15<br>(3)   | 13<br>(3)               | 12 <sup>2</sup>  | 11 <sup>2a</sup> |
| Number of beds <sup>1</sup>      | 5 647<br>(646)                                  | 5 607<br>(616)     | 821                                 | 831   | 439<br>(108)  | 471<br>(113)            | 898  | 930              |
| Employees <sup>3,4</sup>         |   |                    |                                     |       |   |                         |  |                  |
| Doctors                          | 1 826   | 1 904              | 73                                  | 77    | 164<br>(2)  | 108<br>(2)              | 64 <sup>5</sup>  | 55 <sup>5</sup>  |
| Nurses and<br>nurse-midwives     | 4 119 <sup>4</sup>                              | 4 377 <sup>4</sup> | 301                                 | 327   | 265<br>(8)  | 221 <sup>4</sup><br>(3) | 371 <sup>5</sup>   | 348 <sup>5</sup> |
| Number of patients <sup>6</sup>  | 207 440   | 220 256            | 8 460                               | 8 602 | 16 685<br>(778)                                       | 18 430<br>(824)         | 1 867  | 2 129            |

<sup>1</sup> number of hospitals and health care facilities with hospital wards, as of December, 2008

<sup>2</sup> including one long-term psychiatric care facility and one hospice

<sup>2a</sup> including one long-term psychiatric care facility

<sup>3</sup> full-time contracted faculty members, as of December, 2008

<sup>4</sup> including employees under civil contract working at least 40 hours/week

<sup>5</sup> workforce in persons employed under civil contract

<sup>6</sup> without inter-ward traffic

Source: Health Care Office of the Municipality of Krakow

### NURSERIES

|  | 2007  | 2008  |
|--|-------|-------|
| Number of nurseries                    | 22    | 22    |
| Number of children in nurseries        | 1 580 | 1 650 |
| Average number of children per nursery | 72    | 75    |
| Number of rooms in nurseries           | 64    | 66    |

Source: Health Care Office of the Municipality of Krakow

## SOCIAL SERVICES IN 2008

| Type or reason for social problem  | Number of households affected | (%)      | Total funds allocated (PLN) | (%)      | Median aid per household affected (PLN) |
|--|-------------------------------|----------|-----------------------------|----------|---|
| Homelessness   | 834                           | 5,36     | 4 157 704                   | 7,34     | 4 985                                   |
| Maternity protection   | 534                           | 3,43     | 1 061 982                   | 1,88     | 1 989                                   |
| Unemployment   | 4 113                         | 26,44    | 13 406 621                  | 23,68    | 3 260                                   |
| Disability   | 9 207                         | 59,18    | 34 977 066                  | 61,78    | 3 799                                   |
| Chronic or long-term illness   | 8 182                         | 52,59    | 25 768 679                  | 45,51    | 3 149                                   |
| Inability to care for children – broken homes  | 2 383                         | 15,32    | 7 754 864                   | 13,70    | 3 254                                   |
| Inability to care for children – multi-child families  | 305                           | 1,96     | 2 409 679                   | 4,26     | 7 901                                   |
| Alcoholism   | 674                           | 4,33     | 1 837 370                   | 3,25     | 2 726                                   |
| Drug addiction   | 114                           | 0,73     | 301 615                     | 0,53     | 2 646                                   |
| Difficulty in readjustment to life in society after imprisonment                                     | 271                           | 1,74     | 542 312                     | 0,96     | 2 001                                   |
| Young people's difficulty in readjustment to life in society after foster care or life in group home | 64                            | 0,41     | 2 393 545                   | 4,23     | 37 399                                  |
| Domestic violence  | 199                           | 1,28     | 1 073 644                   | 1,90     | 5 395                                   |
| <b>Total</b>   | <b>15 558</b>                 | <b>–</b> | <b>56 620 051</b>           | <b>–</b> | <b>3 639</b>                            |

Source: City Social Aid Centre, Krakow (Miejski Ośrodek Pomocy Społecznej)

## XIV. Public Safety

### POLICE – NUMBER OF OFFICERS

|                    | 2006  | 2007  | 2008  |
|--------------------|-------|-------|-------|
| Police officers    | 2 062 | 2 006 | 1 990 |
| Civilian employees | 177   | 203   | 209   |

Source: Voivodeship Police Headquarters, Krakow (Wojewódzka Komenda Policji w Krakowie)

## POLICE – DETECTION RATE FOR CRIMES COMMITTED IN KRAKOW

|                    | 2006   | 2007   | 2008   |
|--------------------|--------|--------|--------|
| Crimes             | 40 116 | 34 183 | 30 129 |
| Detection rate (%) | 37,0   | 38,6   | 40,2   |

Source: Voivodeship Police Headquarters, Krakow (Wojewódzka Komenda Policji w Krakowie)

## MUNICIPAL POLICE – NUMBER OF OFFICERS

|                           | 2006 | 2007 | 2008 |
|---------------------------|------|------|------|
| Municipal Police officers | 372  | 452  | 456  |
| Civilian employees        | 34   | 41   | 56   |

Source: Krakow Municipal Police (Straż Miejska Miasta Krakowa)

## MUNICIPAL POLICE – NUMBER OF RECORDED MISDEMEANOURS AND EMERGENCY CALLS

|                 | 2006    | 2007    | 2008    |
|-----------------|---------|---------|---------|
| Misdemeanours   | 112 230 | 118 302 | 146 066 |
| Emergency calls | 45 409  | 51 673  | 58 951  |

Source: Krakow Municipal Police (Straż Miejska Miasta Krakowa)

## NUMBER OF FIRES IN KRAKOW

|   | 2006  | 2007  | 2008  |
|---|-------|-------|-------|
| Total number of fires in Krakow, including: | 2 850 | 2 904 | 2 706 |
| Small and medium fires                      | 2 850 | 2 900 | 2 703 |
| Large and very large fires <sup>1</sup>     | 0     | 4     | 3     |

<sup>1</sup> fires are considered large and very large when over 301 m<sup>2</sup> of area or 501 m<sup>3</sup> of space is burned or destroyed, or more than 13 extinguishing systems are employed in the fire

Source: National Fire Brigade (Państwowa Straż Pożarna)

## PUBLIC SAFETY – EXPENDITURES BY THE MUNICIPALITY OF KRAKOW

|                        | 2006            | 2007            | 2008            |
|------------------------|-----------------|-----------------|-----------------|
| Police                 | 6 130,6         | 5 378,9         | 9 632,6         |
| National Fire Brigade  | 29 330,0        | 32 152,6        | 41 062,4        |
| Municipal Police       | 20 331,0        | 26 674,4        | 31 327,4        |
| Volunteer Fire Brigade | 1 065,6         | 557,3           | 388,4           |
| Civil Defence          | 93,7            | 109,7           | 111,5           |
| <b>Total</b>           | <b>56 950,9</b> | <b>64 872,9</b> | <b>82 522,5</b> |

Source: Report of the Krakow City Budget for 2008



## XV. Urban Planning

### APPROVED SITE DEVELOPMENT PLANS (MPZP)<sup>1</sup>

|   | 2006    | 2007    | 2008              |
|---|---------|---------|-------------------|
| Area of Approved Site Development Plans (MPZP, in ha) | 3 504,6 | 4 546,8 | 4 605,9           |
| Percentage of City Covered by MPZP                    | 10,7    | 13,9    | 14,0 <sup>1</sup> |

<sup>1</sup> on the 29th of Feb., 2008, the Voivodeship Administrative Court decreed that resolution no. CXXII/1092/98 passed by the Krakow City Council of 17 June, 1998 amending the local land development plan of the City of Krakow, concerning the agreement regarding the Transport Facilities Area (KU – area of 265 ha) is no longer legally valid as of 2nd of January, 2003. The city of Krakow, on 29th of February, 2008 accepted this decision and therefore the land development plan was not applied in the general MPZP area in Krakow in 2008

Source: Land Development Office of the Municipality of Krakow

### DEVELOPMENT DECISIONS<sup>1</sup>

|                            | 2006  | 2007  | 2008  |
|----------------------------|-------|-------|-------|
| Number of Decisions Issued | 3 439 | 4 151 | 4 645 |

<sup>1</sup> in areas where local land development plan is not in effect, a prior decision establishing the construction parameters must be obtained before a building permit is issued

Source: Department of Architecture and Urban Planning of the Municipal of Krakow

### BUILDING PERMITS

|                          | 2006  | 2007  | 2008  |
|--------------------------|-------|-------|-------|
| Number of Permits Issued | 2 466 | 3 611 | 3 569 |

Source: Department of Architecture and Urban Planning of the Municipal of Krakow

### LOCAL REVITALISATION PLANS

|   | Area (ha) | Proportion of City (%) |
|---|-----------|------------------------|
| Local Revitalisation Program for the Old Town                                     | 662       | 2,03%                  |
| Local revitalisation program for the "old" portion of Nowa Huta                   | 341       | 1,04%                  |
| Revitalisation program and post-industrial development plan for the Zabłocie area | 175       | 0,53%                  |

Source: City Strategy and Development Department of the Municipality of Krakow



## XVI. Local Government

### CHAIRPERSONS AND VICE-CHAIRS OF THE KRAKOW CITY COUNCIL IN 2008



| Office           | Name                      |
|------------------|---------------------------|
| Chairperson      | Małgorzata Radwan-Ballada |
| Vice-chairperson | Bogusław Kośmider         |
| Vice-chairperson | Stanisław Rachwał         |
| Vice-chairperson | Marta Patena              |

Source: Chancellery of the City and District Councils of the Municipality of Krakow

### POLITICAL MAKEUP OF THE KRAKOW CITY COUNCIL

| Party                                    | Chairperson     | Number of Councillors  |
|--|-----------------|--|
| Platforma Obywatelska (Civic Platform)   | Paweł Sularz    | before Mar 12, 2008 – 22<br>after Apr 12, 2008 – 21                          |
| Prawo i Sprawiedliwość (Law and Justice) | Bolesław Kosior | before July 10, 2008 – 18<br>after July 11, 2008 – 16                        |
| Unaffiliated councillors                 |                 | before July 10, 2008 – 3<br>after July 11, 2008 – 5<br>after Dec 4, 2008 – 6 |

Source: Chancellery of the City and the District Councils of the Municipality of Krakow

### CITY COUNCIL PROCEEDINGS

|                              | 2006  | 2007  | 2008  |
|------------------------------|-------|-------|-------|
| Number of sessions/hearings  | 22/24 | 28/33 | 30/32 |
| Number of acts passed        | 304   | 372   | 380   |
| Number of resolutions passed | 8     | 11    | 31    |

Source: Chancellery of the City and District Councils of the Municipality of Krakow

### CITY PRESIDENT



|   | 2006  | 2007               | 2008               |
|---|-------|--------------------|--------------------|
| Number of rulings made by the president of the City of Krakow | 2 812 | 2 789              | 2 674              |
| Number of consultation hearings                               | 2     | 50 <sup>1</sup>    | 52 <sup>1</sup>    |
| Number of presidential cabinet meetings                       | 57    | 4 221 <sup>2</sup> | 4 304 <sup>2</sup> |

<sup>1</sup> consultation meetings with the participation of the President of the City, the President's Assistants, the Treasurer, Secretary, Director of Magistrates, Press Secretary

<sup>2</sup> cabinet meetings with investors, outside entities, residents, organizations etc.

Source: Chancellery of the Mayor of the City of Krakow

### PROCEEDINGS OF THE NEIGHBOURHOOD COUNCILS

|                       | 2006  | 2007  | 2008  |
|-----------------------|-------|-------|-------|
| Number of sessions    | 228   | 272   | 251   |
| Number of acts passed | 3 024 | 3 512 | 3 275 |

Source: Chancellery of the City and District Councils of the Municipality of Krakow

## CO-OPERATION WITH SISTER AND PARTNERED CITIES IN 2008<sup>1</sup>

### Cities

|  |  |
|--|--|
| Sister cities  | Kiev (Ukraine),<br>Leuven (Belgium),<br>Milan (Italy),<br>Nuremberg (Germany)  |
| Honorary sister cities                               | Quito (Ecuador)  |
| Partnered cities                                     | Budapest (Hungary),<br>Edinburgh (Great Britain),<br>Fez (Morocco),<br>Frankfurt on Main (Germany),<br>Gothenburg (Sweden),<br>Innsbruck (Austria),<br>Leipzig (Germany),<br>L'viv (Ukraine),<br>Orleans (France),<br>Saint Petersburg (Russia),<br>Solothurn (Switzerland),<br>Zagreb (Croatia) |
| Co-operation with cities without formal relationship | Moscow (Russia),<br>Strasbourg (France),<br>Vienna (Austria),<br>Veliko Tarnovo (Bulgaria)   |

<sup>1</sup> cities which have a sister city agreement with Krakow but did not actively cooperate in 2008 are not listed

Source: International Cooperation Office of the Municipality of Krakow

## CITY WEB SITE „MAGICZNY KRAKÓW” – WWW.KRAKOW.PL

|                             | 2006    | 2007    | 2008    |
|-----------------------------|---------|---------|---------|
| Average Monthly Site Visits | 620 000 | 688 569 | 730 041 |

Source: Chancellery of the Mayor of the City of Krakow

## KRAKOW PUBLIC INFORMATION BULLETIN (BIP MK) – WWW.BIP.KRAKOW.PL

|   | 2006       | 2007       | 2008       |
|---|------------|------------|------------|
| Overall number of public information requests to BIP MK       | 23 000 000 | 41 000 000 | 82 500 000 |
| Average daily number of public information requests to BIP MK | 63 000     | 112 000    | 226 000    |

Source: Department of Organisation and Supervision of the Municipality of Krakow



## XVII. Property and City Budget

### LAND IN THE CITY OF KRAKOW (ha)

| Land Usage Type                                  | Geodesic Area (ha) | Percentage of Area of City (%) |
|--|--------------------|--------------------------------|
| Agricultural use                                 | 15 299             | 46,8                           |
| Forested land (forest and forested areas)        | 1 142              | 3,5                            |
| Water-covered (inland waters, flowing and still) | 552                | 1,7                            |
| Transportation (roads, railways, other)          | 3 328              | 10,2                           |
| Buildings (residential and other construction)   | 5 804              | 17,8                           |
| Non-building (urbanized non-building land)       | 633                | 1,9                            |
| Green areas (recreational land)                  | 885                | 2,7                            |
| Miscellaneous, unused                            | 999                | 3,1                            |
| Other  | 4 038              | 12,3                           |
| <b>Total</b>                                     | <b>32 680</b>      | <b>100,0</b>                   |

Source: Geodesic Department of the Municipality of Krakow

### MUNICIPALITY OF KRAKOW'S REAL ESTATE SALES

|  | 2006   | 2007      | 2008     |
|--|--------|-----------|----------|
| Lots   | 454    | 466       | 162      |
| Area (ha)  | 134,4  | 131,39    | 31,84    |
| Total revenue (thousands PLN)  | 25 716 | 49 541,1  | 16 073,8 |
| Community Housing  | 1 079  | 206       | 865      |
| Revenue <sup>1</sup> from sales of flats– revenue from concluded notarial deeds in a given year (millions PLN) | 16,83  | 4,98      | 26,53    |
| Business premises  | 32     | 48        | 17       |
| Combined revenue (thousands PLN) <sup>1</sup>  | 6 320  | 17 335,58 | 9 758,21 |
| Garages  | 75     | 27        | 18       |
| Combined revenue (thousands PLN) <sup>1</sup>  | 1 478  | 586,19    | 456,01   |

<sup>1</sup> revenue is composed of: sales price of property, price of property transfer of share of land under building, revenue from easement establishment

Source: Treasury Department of the Municipality of Krakow

### LAND PURCHASES BY MUNICIPALITY OF KRAKOW<sup>1</sup>

|  | 2006   | 2007     | 2008     |
|--|--------|----------|----------|
| Total from individuals and organizations |        |          |          |
| Number of plots                          | 155    | 131      | 99       |
| Area (ha)                                | 19,69  | 10,23    | 8,28     |
| Total sum (thousands PLN)                | 26 385 | 24 968,9 | 21 435,5 |

<sup>1</sup> data include: pre-emption, donation and agreement of passing real estate pursuant to art. 66 of Tax statute

Source: Treasury Department of the Municipality of Krakow

## KRAKOW'S BUDGET – REVENUE (thousands PLN)<sup>1</sup>

|  | Total            | Municipality     | Poviat         |
|--|------------------|------------------|----------------|
| <b>A. Own income</b>   | <b>1 131 182</b> | <b>1 074 259</b> | <b>56 924</b>  |
| I Taxes and local fees   | 345 711          | 345 711          | –              |
| II Taxes and fees charged by treasurer's office                      | 111 543          | 111 543          | –              |
| III Charges  | 67 941           | 47 181           | 20 761         |
| IV Property income   | 198 247          | 197 501          | 746            |
| V Revenue from sale of public transportation tickets                 | 231 253          | 231 253          | –              |
| VI Other revenue   | 161 045          | 125 628          | 35 417         |
| VII Fees for issuing alcohol licences                                | 15 441           | 15 441           | –              |
| <b>B. Shares in taxes constituting revenue of the State's budget</b> | <b>984 672</b>   | <b>774 278</b>   | <b>210 393</b> |
| I Personal income tax  | 865 106          | 675 389          | 189 716        |
| II Tax on other entities   | 119 566          | 98 889           | 20 677         |
| <b>C. Subventions and donations</b>                                  | <b>830 317</b>   | <b>409 343</b>   | <b>420 974</b> |
| <b>D. Non-refundable measures from foreign sources</b>               | <b>44 599</b>    | <b>43 066</b>    | <b>1 533</b>   |
| <b>Total income</b>  | <b>2 990 771</b> | <b>2 300 946</b> | <b>689 825</b> |

<sup>1</sup> data from the columns may not add up to the total due to rounding to nearest thousand PLN

Source: Department of Budget of the Municipality of Krakow

## KRAKOW'S BUDGET– EXPENSES (thousands PLN)<sup>1</sup>

|   | 2008             |
|---|------------------|
| <b>Current expenses</b>                       | <b>2 532 015</b> |
| Including                                     |                  |
| Education                                     | 763 877          |
| Transport and public transit                  | 443 470          |
| Social welfare                                | 329 400          |
| Public administration                         | 201 788          |
| Housing management                            | 170 055          |
| Educational care                              | 131 946          |
| Municipal services and environment protection | 107 000          |
| Culture and national heritage protection      | 117 543          |
| <b>Financial expenses</b>                     | <b>623 477</b>   |
| Including                                     |                  |
| Shares in companies                           | 500              |
| Investments in general                        | 622 977          |
| Strategic investments                         | 349 055          |
| Including expenses financed by EU             | 27 388           |
| Programmatic investments                      | 273 923          |
| Including expenses financed by EU             | 999              |
| <b>Total expenses</b>                         | <b>3 155 493</b> |

<sup>1</sup> data from the columns may not add up to the total due to rounding to nearest thousand PLN

Source: Department of Budget of the Municipality of Krakow

## SELECTED COMPANIES, IN WHICH KRAKOW HELD SHARES OR STOCK IN 2008

|   | Main business object  | Proportion of Municipality (%) |
|---|---|--------------------------------|
| Miejski Klub Sportowy CRACOVIA Sportowa S.S.A.                          | Sport   | 50,54                          |
| Agencja Rozwoju Gospodarczego Kraków-Wschód Sp. z o.o.                  | Development of the Eastern Krakow Strategic Area  | 0,20                           |
| CONCORDE INVESTISSEMENT S.A.  | Business and management consulting  | 0,17                           |
| Krakowska Agencja Rozwoju Turystyki S.A. (under liquidation)            | Out of business   | 46,5                           |
| Krakowski Park Technologiczny Sp. z o.o.                                | Managing Special Economic Zone  | 3,59                           |
| Krakowskie Centrum Komunikacyjne Sp. z o.o. (under liquidation)         | Out of business   | 33,33                          |
| Krakowskie Towarzystwo Budownictwa Społecznego Sp. z o.o.               | Building and buying and leasing residential premises  | 17,99                          |
| Len S.A. (under liquidation)  | Out of business   | 0,0001                         |
| Małopolska Agencja Energii i Środowiska Sp. z o.o.                      | Works in the public sphere to promote respect for the environment, especially energy conservation | 37,00                          |
| Międzynarodowy Port Lotniczy im. Jana Pawła II Kraków-Balice Sp. z o.o. | Construction, modernisation, and management of John Paul II International Airport Kraków-Balice   | 1,04                           |
| Regionalny Dworzec Autobusowy Sp. z o.o.                                | Regional Bus depot operator   | 8,45                           |
| Towarzystwo Budownictwa Społecznego KRAK-SYSTEM S.A.                    | Building and buying and leasing residential premises  | 17,90                          |
| ZMK Kraków S.A. (under liquidation)                                     | Out of business   | 0,20                           |

Source: Treasury Department of the Municipality of Krakow

## PROJECTS CO-FINANCED BY THE EUROPEAN UNION

|   | Number of projects | Total value of projects (thousands PLN) | Co-financing (thousands PLN) |
|---|--------------------|---|------------------------------|
| Investment projects with signed pre-contracts                                 | 5                  | 1 202 565                               | 534 009                      |
| Investment projects on the list of key projects                               | 2                  | 460 000                                 | 216 180                      |
| Non investment projects with signed contracts                                 | 20                 | 38 012                                  | 33 990                       |
| Non investment projects with positive opinion, waiting for contract signature | 4                  | 16 891                                  | 12 831                       |
| Investment projects waiting for signature                                     | 12                 | 522 786                                 | 431 605                      |
| Non investment projects waiting for signature                                 | 17                 | 22 279                                  | 14 111                       |
| <b>Total</b>  |                    | <b>2 262 534</b>                        | <b>1 242 733</b>             |

Source: European Funds Office of the Municipality of Krakow



| Number | Name                     | Number | Name                  |
|--------|--------------------------|--------|-----------------------|
| I      | Stare Miasto (Old Town)  | X      | Swoszowice            |
| II     | Grzegórzki               | XI     | Podgórze Duchackie    |
| III    | Prądnik Czerwony         | XII    | Bieżanów-Prokocim     |
| IV     | Prądnik Biały            | XIII   | Podgórze              |
| V      | Krowodrza                | XIV    | Czyżyny               |
| VI     | Bronowice                | XV     | Mistrzejowice         |
| VII    | Zwierzyniec              | XVI    | Bieńczyce             |
| VIII   | Dębniki                  | XVII   | Wzgórza Krzesławickie |
| IX     | Łagiewniki-Borek Fałęcki | XVIII  | Nowa Huta             |



| Number | Name   |
|--------|--|
| 1      | Adam Mickiewicz monument                                 |
| 2      | Crossing of longitude line 50° N and latitude line 20° E |
| 3      | Józef Piłsudski Mound                                    |
| 4      | Mouth of Kościelnicki Creek                              |

City Strategy and Development Department of the Municipality of Krakow:  
Natalia Biernat, Agata Chełstowska, Agnieszka Czerwińska, Renata Filip

Graphic design: Olison's Project, [www.olisons.pl](http://www.olisons.pl), photos – Paweł A. Skupień

Printing: VACAT, [www.druk-vacat.pl](http://www.druk-vacat.pl)



Concept:



Media Patrons:



[www.krakow.pl](http://www.krakow.pl)