



# **Kraków in numbers 2020**

Kraków, 2021

The folder contains the latest data about Krakow in 2020. More information related to the issues presented here can be found in the *Report on the State of the Commune* and the *Report on the State of the City*.



## Krakow in numbers 2020

<b>0</b>	<b>Krakow and Krakow's Residents</b> . . . . .	<b>1</b>
<b>I</b>	<b>Administration and Digitization</b> . . . . .	<b>3</b>
<b>II</b>	<b>Public Safety</b> . . . . .	<b>7</b>
<b>III</b>	<b>Civil Society</b> . . . . .	<b>8</b>
<b>IV</b>	<b>Education and Upbringing</b> . . . . .	<b>8</b>
<b>V</b>	<b>Entrepreneurship and Science</b> . . . . .	<b>9</b>
<b>VI</b>	<b>Tourism and Promotion</b> . . . . .	<b>15</b>
<b>VII</b>	<b>Culture and Heritage Protection</b> . . . . .	<b>16</b>
<b>VIII</b>	<b>Housing</b> . . . . .	<b>19</b>
<b>IX</b>	<b>Protection and Shaping of the Environment</b> . . . . .	<b>20</b>
<b>X</b>	<b>Spatial Planning and Architecture</b> . . . . .	<b>21</b>
<b>XI</b>	<b>Sports and Recreation</b> . . . . .	<b>23</b>
<b>XII</b>	<b>Transport</b> . . . . .	<b>24</b>
<b>XIII</b>	<b>Municipal Services</b> . . . . .	<b>26</b>
<b>XIV</b>	<b>Social Care and Social Integration</b> . . . . .	<b>27</b>
<b>XV</b>	<b>Health</b> . . . . .	<b>28</b>

We encourage you to read also other statistical publications concerning Krakow: *Report on the State of the Commune*, *Report on the State of the City*, *Statistical Bulletins of the City of Krakow* posted on the website [www.krakow.pl](http://www.krakow.pl) in the section Biznes/ Kraków w statystykach/ Liczby o Krakowie.

Sources: Organizational units of the Municipal Office of Krakow, Municipal Organizational Units, Statistical Office in Krakow, Krakow Technology Park sp. z o.o., Knight Frank

# Krakov and Krakow's Residents



Area: **327** km<sup>2</sup>

Span South to North: **18** km

Span West to East: **31** km

Location – height: **187–383** m above sea level

Geographical location – around the intersection of the 50 °N parallel and the 20 °E meridian



**779,966**

Residents



Women



Men

**416,195**

**363,771**



Births



Deaths

**9,054**

**9,119**



Birth rate



Internal migration balance

**-65**

**2,032**

## Residents

IN **PRE-PRODUCTIVE AGE**

**136,948**

IN **PRODUCTIVE AGE**

**457,125**

**MOBILE**

**298,847**

**IMMOBILE**

**158,278**

IN **POST-PRODUCTIVE AGE**

**185,893**





### Mayor of the City of Krakow and Deputy Mayors of the City of Krakow – 8th term

Mayor of the City of Krakow	Jacek Majchrowski
Deputy Mayor of the City of Krakow	Andrzej Kulig
Deputy Mayor of the City of Krakow	Jerzy Muzyk
Deputy Mayor of the City of Krakow	Bogusław Kośmider
Deputy Mayor of the City of Krakow	Anna Korfel-Jasińska

### Chairman and Vice-Chairmen of the Krakow City Council – 8th term

Chairman	Dominik Jaśkowiec
Vice-chairman	Michał Drewnicki
Vice-chairman	Rafał Komarewicz
Vice-chairman	Sławomir Pietrzyk



43

### Activities of the Mayor of the City of Krakow

	2018	2019	2020
Orders issued by the Mayor of the City of Krakow	3,551	3,561	3,491
Undertakings and events under the honorary patronage of the Mayor	406	416	193
Number of presidential meetings (with investors, residents, etc.) and official ceremonies	4,676	4,368	3,414



Number  
of sessions  
in 2020

18



The number  
of resolutions passed  
in 2020

564





### Value of the property of the Krakow Municipal Commune (PLN)

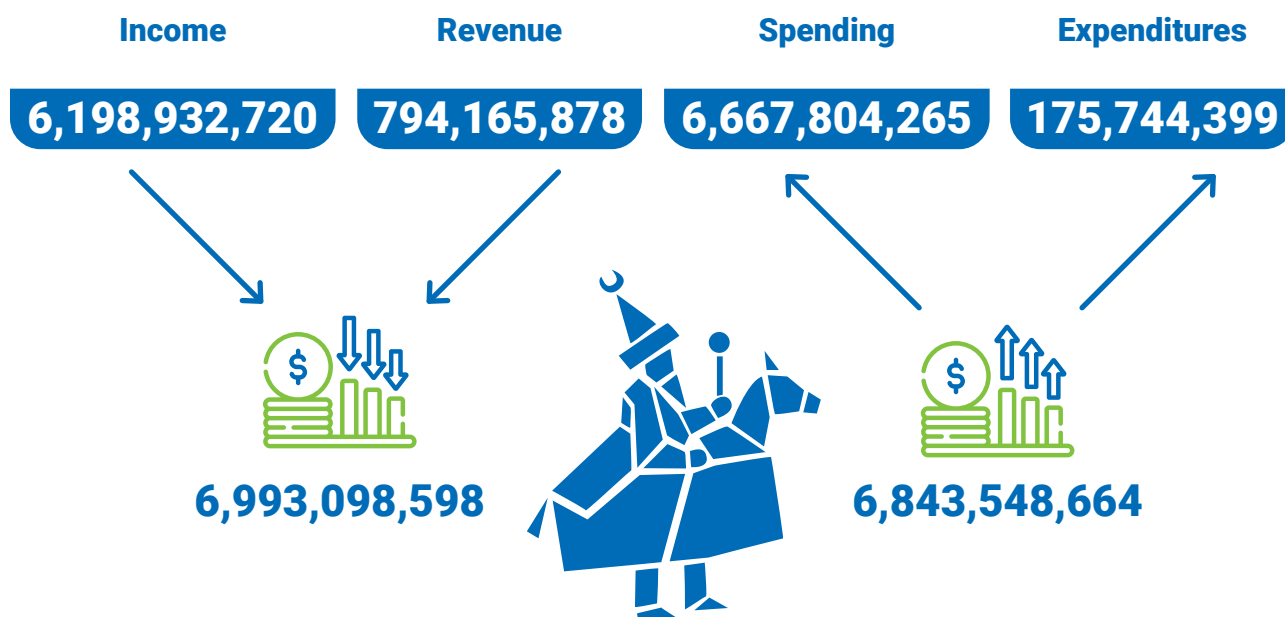
	2019	2020
Property value (net <sup>1</sup> ), including:	61,588,694,402	63,284,131,961
fixed assets, including:	60,990,753,201	62,620,270,796
land	50,208,967,310	51,516,232,317
buildings and premises	3,204,089,525	3,306,262,937
civil engineering facilities	3,892,166,365	3,787,781,215
current assets	597,941,201	663,861,165

<sup>1</sup> value reduced by depreciation and updating write-offs

## Administration and Digitization

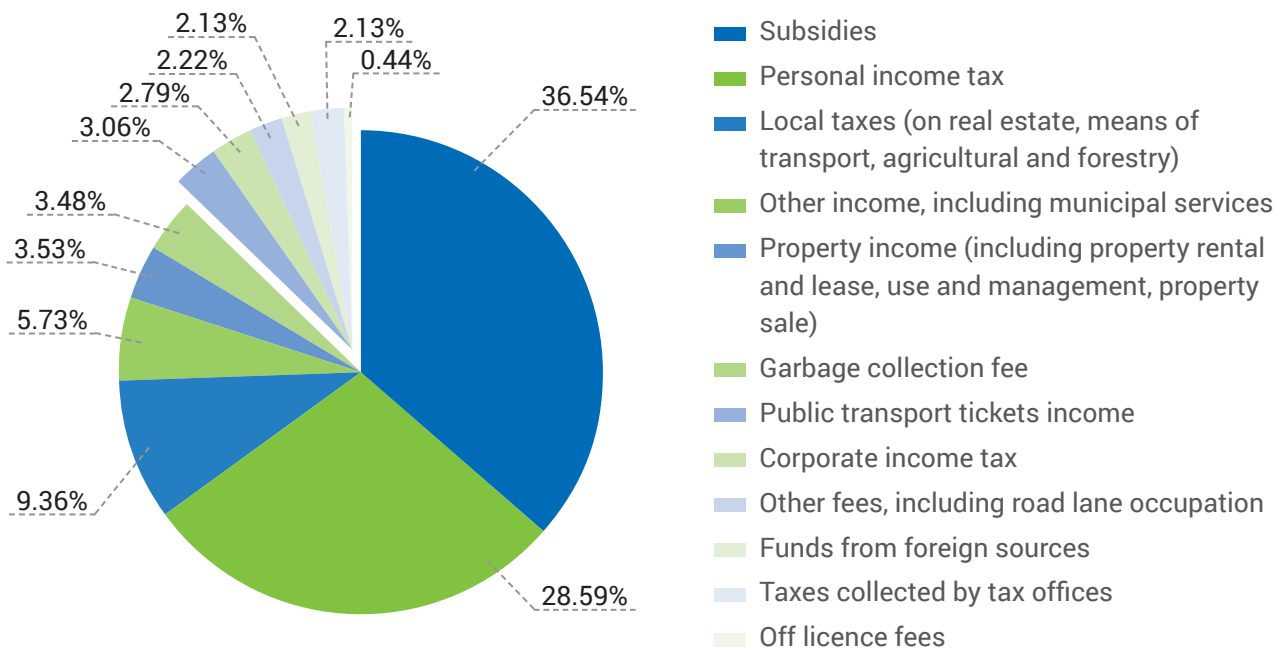


### Budget of the City of Krakow in 2020 (PLN)

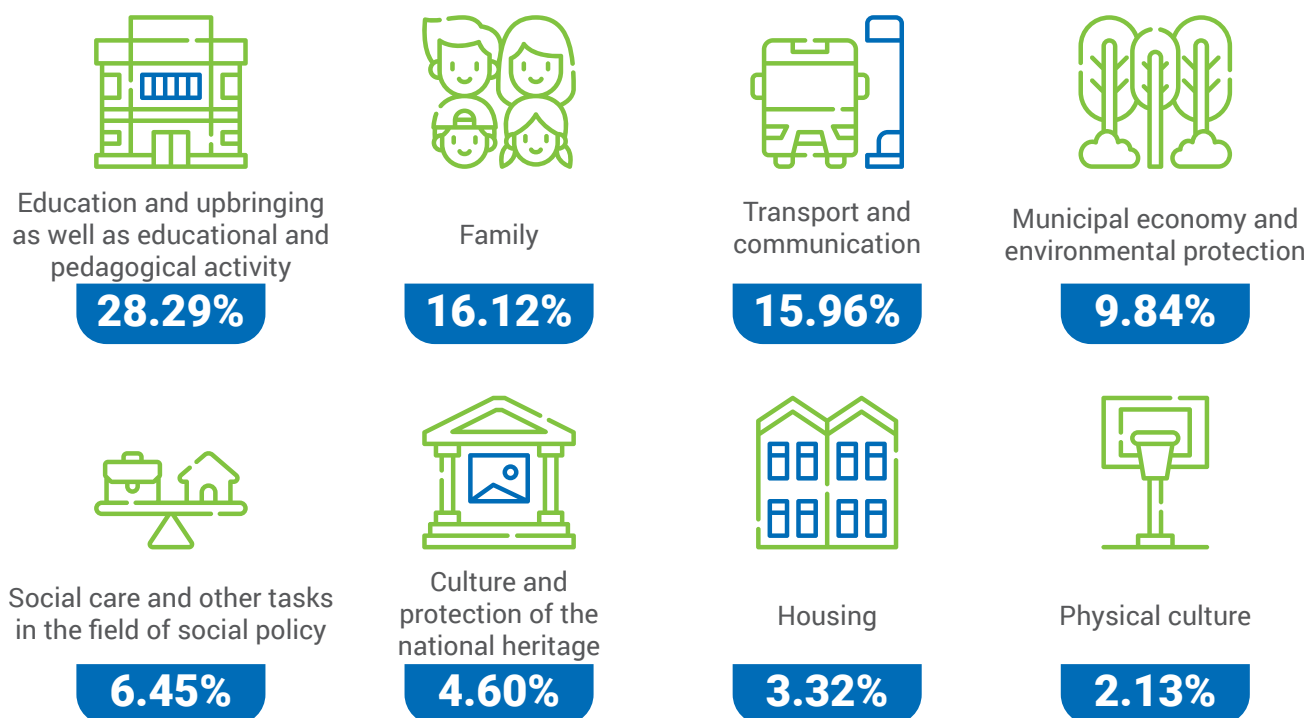




## City budget income in 2020 (%)



## Budget of the City of Krakow – share of selected classification sections in expenditure





### Non-returnable funds from foreign sources, including EU funds (PLN thousand)

	2018	2019	2020
Total income, including:	129,879	174,682	132,105
investment	91,443	140,156	95,407
current	38,435	34,526	36,699

### Budget expenditure of the City of Krakow on investments (PLN)

	2018	2019	2020
Strategic investments	144,753,711	228,359,422	202,524,715
Programme investments	578,404,172	605,527,010	597,081,039

### Administrative services

Number of public services made available – the so-called procedures, described in the list of services on the web pages of the City of Krakow Public Information Bulletin

	2018	2019	2020
Number of public services provided, including:	660	694	699
at the Municipal Office of Krakow	429	448	452
in Municipal Organizational Units	231	246	247
Number of services that can be obtained completely or partially via the Internet	115	119	159

### Transactions performed electronically

	2018	2019	2020
Number of transactions performed via the Electronic Inbox on the ePUAP platform	114,771	206,031	349,658
Number of applications for social benefits – “Rodzina 500+” and “Dobry Start” schemes – submitted using the emp@tia system	78,509	131,044	63,759

### Administrative decisions

	2018	2019	2020
Number of administrative decisions issued (decisions under the KPA procedure and tax decisions)	820,017	807,832	734,461



## Internal administrative services – procedures for public procurement

	2018	2019	2020 <sup>1</sup>
Number of public procurement procedures initiated/partial (subject to a separate proceedings)	150	144 / 291	148 / 348

<sup>1</sup> data for 2020 include proceedings that were initiated in 2019 and were continued

## Krakow's international cooperation



### Twin cities ●

Budapest (Hungary), Kiev (Ukraine), Leuven (Belgium), Milan (Italy), Nuremberg (Germany)

### Partner cities ●

- **Europe:** Bordeaux (France), Bratislava (Slovakia), Edinburgh (UK), Florence (Italy), Frankfurt am Main (Germany), Göteborg (Sweden), Innsbruck (Austria), Leipzig (Germany), Lviv (Ukraine), Orleans (France), Pécs (Hungary), Saint Petersburg (Russia), Solothurn (Switzerland), Rome (Italy), Vilnius (Lithuania)
- **South America:** Cuzco (Peru)
- **North America:** Rochester (USA), San Francisco (USA)
- **Africa:** Fez (Maroko)
- **Asia:** Tbilisi (Georgia)





**Police officers**

**2,073**



**Number of confirmed crimes**

**17,639**



**General crime detection rate**

**61.77%**



**Number of municipal police officers**

**445**



**Number of patrol services**

**49,595**



**Number of detected offences**

**85,649**



**Number of fire-fighters in the State Fire Service**

**614**



## Fires in Krakow

	2018	2019	2020
Number of fires	1,594	1,753	1,598
Property damage related to fire (PLN thousand)	8,075.20	24,071.1	68,358.2
Fire-fighting missions	13,266	9,764	10,940



## Civil Society

### Civic Budget in Krakow

	2018 (5th edition)	2019 (6th edition)	2020 (7th edition)
Number of city-wide projects	228	224	181
Number of district projects	450	725	807
Total amount of the civic budget (PLN), including:	12,455,000	30,000,000	32,000,000
for city-wide projects	8,000,100	10,000,000	6,400,000
for district projects	4,454,900	20,000,000	25,600,000
Number of votes (valid)	32,958	50,004	42,281
Voter turnout (%)	5.2	7.0	5.96



## Education and Upbringing

	Facilities	Number of groups	Children
<b>Publicly available</b>			
Nursery schools	423	1,755	33,779
Elementary schools	176	2,862	55,884
Secondary/post-primary schools	171	2,096	52,320
<b>Special</b>			
Nursery schools	13	70	325
Elementary schools	23	328	1,139
Secondary/post-primary schools	28	195	907
<b>Music</b>	4	62	1,512



## Eighth grade exam

(average results, main date)

POLISH LANGUAGE	68%
MATHS	61%
ENGLISH	71%

## Matura exam

(average results, main date)

POLISH LANGUAGE	55%
MATHS	61%
ENGLISH	80%



Pass rate

82%

## Entrepreneurship and Science



GDP for Krakow (2018)

PLN 72,143 million

GDP per person (2018)

PLN 93,753

companies registered  
in REGON

152.8 thousand

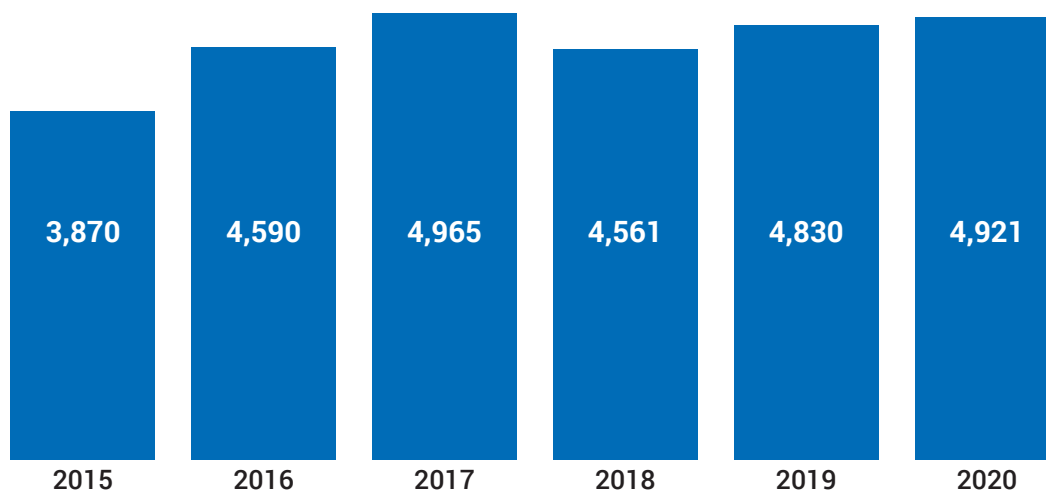
### Entities of the national economy according to their legal form

	2018	2019	2020
Total including:	140,500	146,919	152,837
cooperatives	252	246	236
state-owned enterprises	7	7	7
commercial companies, including:	27,644	29,568	31,325
limited liability companies	22,172	23,811	25,420
joint stock companies	543	549	556
civil partnerships	12,195	11,953	11,916

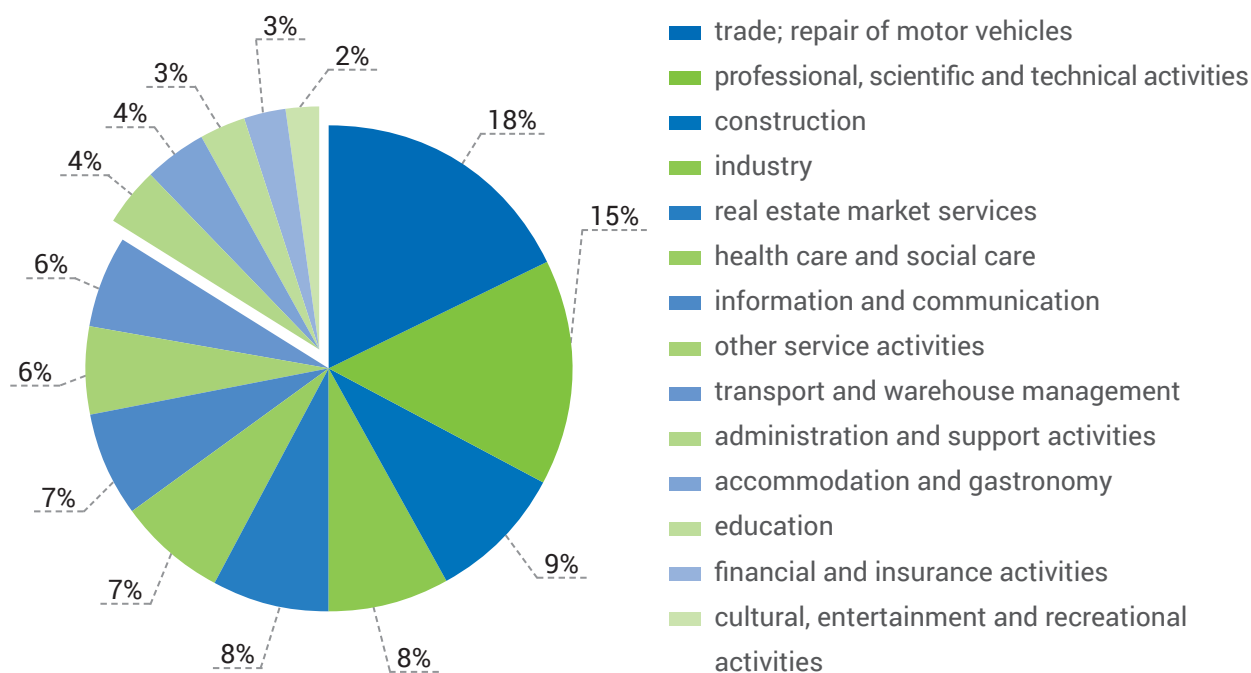
In 2020, 95.8 thousand of people ran business in Krakow



### Commercial companies with foreign capital



### Economic entities according to selected sectors of the Polish Classification of Business Activity





### Capital investment<sup>1</sup> (current prices, PLN thousand)

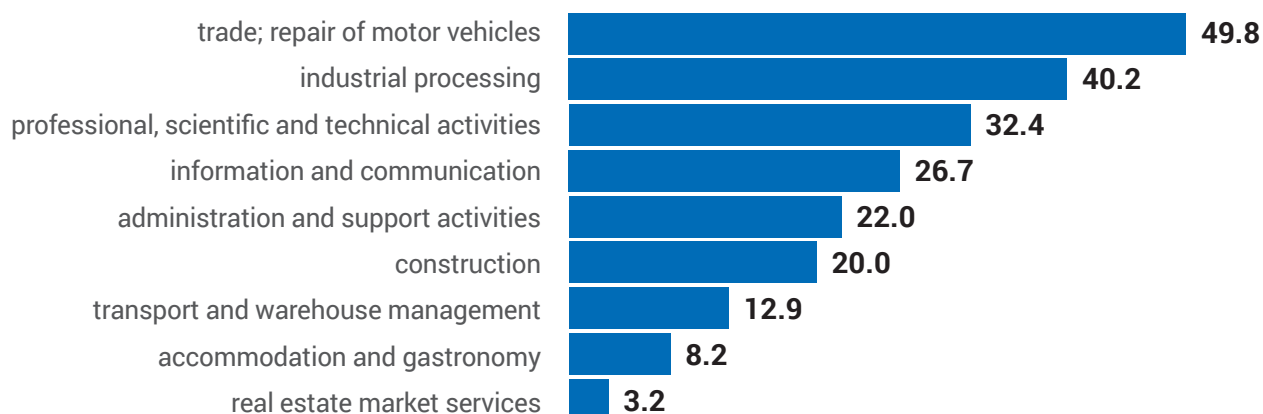
	I-XII 2018	I-XII 2019	I-XII 2020
Total, including:	4,588,907	4,307,507	4,066,572
for fixed assets, including:	4,588,463	4,307,412	4,066,365
buildings and structures	2,050,101	2,022,587	1,894,316
machines, technical devices and tools	2,076,140	1,997,397	1,817,412
means of transport	445,653	267,690	340,338

<sup>1</sup> the data refer to business entities (based in Krakow) employing more than 49 people

### Total number of employed people in 2020

**235.0 thousand**

### People working in the national economy in 2020, according to selected sections of the Polish Classification of Business Activity (PKD) in thousand

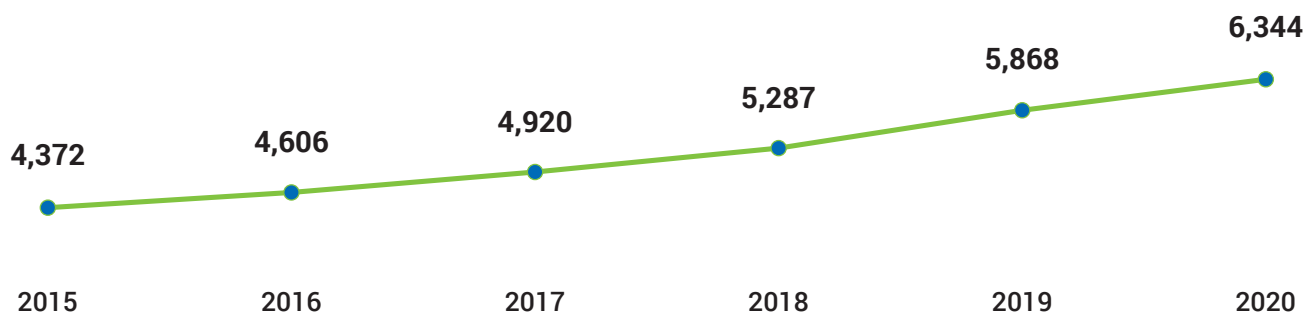


### Registered unemployment rate

	2018	2019	2020
Registered unemployment rate	2.3%	2.0%	3.1%



### Average monthly gross salary in the enterprise sector (PLN)



### Special Economic Zone – Krakow Technology Park (SEZ-KTP)

Subzones	Total area (ha)	Unused area (ha)
Total SEZ area	1,015.6129	342.7247
Krakow, including:	87.9292	23.4567
Krakow Nowa Huta	10.4667	3.5439
Krakow Podgórze	47.0535	5.1098
Krakow Śródmieście	30.409	14.803
General information about SEZ-KTP		
Employment (number of people)		34,338
Number of permits to operate in the SEZ		265
Number of companies that have already started operation		228
Investment expenditures incurred (PLN billion)		5.71
Target investment volume according to the business plan (PLN billion)		6.49





Offices

**1.55 million m<sup>2</sup>**



Commercial space

**590,000 m<sup>2</sup>**



Warehouses

**635,000 m<sup>2</sup>**



Higher education institutions

**23**



Students

**130 thousand**



Graduates

**33 thousand**

### Higher education institutions in Krakow

2020

Higher education institutions in Krakow, including:	23
public higher education institutions	10
private higher education institutions	13
Total students, including <sup>1</sup> :	130,428
full-time students	98,509
part-time students	31,919
Graduates, including:	32,881
graduates of full-time and part-time studies	25,153
graduates of postgraduate studies	7,728
Foreign students	7,811
Foreign graduates	1,800

<sup>1</sup> without postgraduate and doctoral studies



## Students and graduates<sup>1</sup>

Higher education institutions	Students	Graduates
PUBLIC HIGHER EDUCATION INSTITUTIONS – in general	107,451	28,569
Jagiellonian University in Krakow	35,650	7,773
AGH University of Science and Technology in Krakow	20,676	6,571
Technical University in Krakow	13,130	3,117
Pedagogical University of Krakow	12,504	2,869
Cracow University of Economics	12,203	4,500
University of Agriculture in Krakow	7,761	2,324
University of Physical Education in Krakow	3,594	889
Academy of Fine Arts Jan Matejko in Krakow	996	239
Academy of Music in Krakow	760	252
National Academy of Theatre Arts in Krakow	177	35
NON-PUBLIC HIGHER EDUCATION INSTITUTIONS – in general	22,977	4,312
Andrzej Frycz Modrzewski Krakow University	8,001	1,433
Jesuit University Ignatianum in Krakow	2,983	833
School of Management and Banking in Krakow	2,945	230
Pontifical University of John Paul II in Krakow	2,423	402
University of Economics and Computer Science in Krakow	1,840	179
Krakow School of Health Promotion	1,404	487
Tischner European University in Krakow	1,334	351
WSB University in Dąbrowa Górnicza – Branch in Krakow	950	77
Higher School of Public and Individual Safety “Apeiron” in Krakow	767	162
University of Social Sciences in Łódź – Branch in Krakow	233	157
Bogdan Jański Academy in Warsaw – Branch in Krakow	84	1
The University College of Tourism and Ecology in Sucha Beskidzka – Faculty of Tourism in Krakow	13	no data
Higher School of Insurance in Krakow	no data	no data
PUBLIC AND NON-PUBLIC HIGHER EDUCATION INSTITUTIONS in total	130,428	32,881

<sup>1</sup> without postgraduate and doctoral studies



# Tourism and Promotion



## Tourists and visitors to Krakow

	2018	2019	2020
Total number of visitors, including:	13,500,000	14,050,000	9,250,000
foreign	3,100,000	3,300,000	740,000
Total number of tourists (> 1 day), including:	9,650,000	10,150,000	4,185,000
foreign	2,850,000	3,050,000	675,000

## Sleeping accommodations in Krakow

### Overall sleeping accommodations

**1,864**

### Total number of beds

**54,350**



\*\*\*\*\*

**14**

**2,338**



\*\*\*\*

**57**

**9,215**



\*\*\*

**90**

**7,219**



\*\*

**18**

**1,723**



\*

**5**

**750**



Accommodations,  
other than hotels

**1 654**

**32,191**

## Use of collective tourist accommodation facilities

	2018	2019	2020
Total users, including:	2,513,799	2,727,247	818,197
foreign tourists	1,207,177	1,340,113	259,479

## City internet presentation "Magic Krakow" – [www.krakow.pl](http://www.krakow.pl)



### Home page access

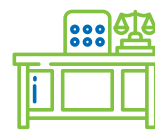
**37,110,820**





**8**

**46 public**



**38**

## Cultural institutions in Krakow entered in the registers of local governments: municipal and voivodeship

Cultural institutions	of the Krakow Municipal Commune	of the Marshal of the Lesser Poland Voivodeship
Theatres	<ol style="list-style-type: none"> <li>1. Teatr Ludowy</li> <li>2. Bagatela Theatre</li> <li>3. Groteska Theatre</li> <li>4. Łaźnia Nowa Theatre</li> <li>5. KTO Theatre</li> <li>6. Cracovia Danza Court Ballet</li> <li>7. Krakow Variete Theatre</li> <li>8. Scena STU Krakow Theatre</li> </ol>	<ol style="list-style-type: none"> <li>1. J. Słowacki Theatre in Krakow</li> <li>2. Krakow Opera in Krakow</li> </ol>
Musical institutions	<ol style="list-style-type: none"> <li>1. Capella Cracoviensis</li> <li>2. The Orchestra of the Royal Capital City of Krakow</li> </ol> <p>Sinfonietta Cracovia</p>	<p>K. Szymanowski Philharmonic in Krakow</p>
Centres and institutes of culture	<ol style="list-style-type: none"> <li>1. Nowa Huta Cultural Centre</li> <li>2. "Dworek Białoprądnicki" Cultural Centre</li> <li>3. Podgórze Cultural Centre</li> <li>4. Krakow Cultural Forum</li> <li>5. Kraków–Nowa Huta Cultural Centre</li> <li>6. C.K. Norwid Cultural Centre</li> <li>7. Culture Centre "Krakowiacy" Song and Dance Company</li> <li>8. Polish Song Library Cultural Centre</li> <li>9. Villa Decius Institute of Culture</li> </ol>	<ol style="list-style-type: none"> <li>1. Centre for Documentation of the Art of Tadeusz Kantor CRICOTEKA</li> <li>2. Lesser Poland Institute of Culture in Krakow</li> <li>3. John Paul II Institute of Intercultural Dialogue<sup>2</sup></li> </ol>
Libraries	Library Krakow	Voivodeship Public Library
Museums and gallery	<ol style="list-style-type: none"> <li>1. Museum of Krakow</li> <li>2. W. Rzewuski Museum of the History of Photography in Krakow</li> <li>3. Museum of Urban Engineering</li> <li>4. MOCAR Museum of Contemporary Art in Krakow</li> <li>5. General E. "Nił" Fieldorf Museum of the Home Army</li> <li>6. Contemporary Art Gallery "Bunkier Sztuki"</li> </ol>	<ol style="list-style-type: none"> <li>1. Archaeological Museum in Krakow</li> <li>2. S. Udziela Museum of Ethnography in Krakow</li> <li>3. Polish Aviation Museum in Krakow</li> </ol>
Other	Krakow Festival Office	Cogiteon Science Museum and Education Centre in Krakow

<sup>1</sup> co-hosted by the City of Krakow and the Lesser Poland Voivodeship

<sup>2</sup> co-hosted by the Lesser Poland Voivodeship, the City of Krakow and John Paul II Centre "Nie lękajcie się!"



### Events organized or co-organized by the Krakow Festival Office

Category of events	Number of events	Number of participants
Live	228	37,109
Online	222	888,946
Total	450	926,055
Planned and cancelled due to COVID-19	191	–



Number of users registered on the  
**PLAY KRAKÓW platform 31/12/2020 – 20.694**



### Activities of the ICE Kraków Congress Centre in 2020

Number of events held	58
Number of cancelled events	174

### Number of participants of the “Krakow Nights” (Cracovia Sacra Night, Night of Poetry, Night of Studio Cinemas)



**174,400**



**183,620**



**35,607**

<sup>1</sup> due to the pandemic, Night of Museums, Night of Theatres, Night of Dance and Night of Jazz were cancelled

An average resident benefited from the municipal cultural institutions on average **3.9** times

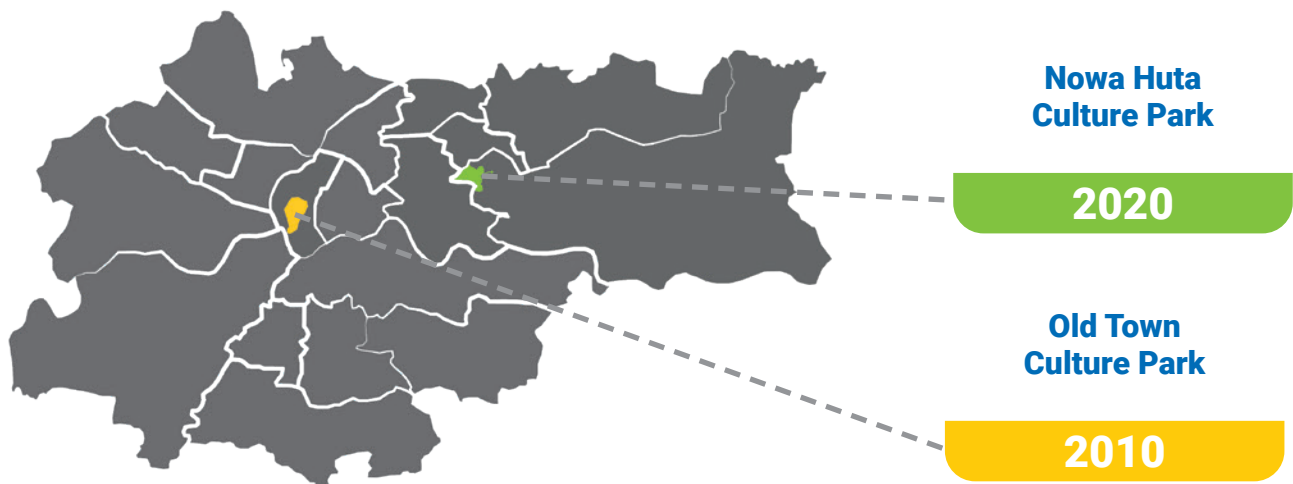
Number of people using these institutions thanks to the Krakow “N” Card **3,370**

Resources of municipal libraries per 1.000 inhabitants **1,642** pieces

Number of users of these libraries per 1.000 inhabitants **463.3**



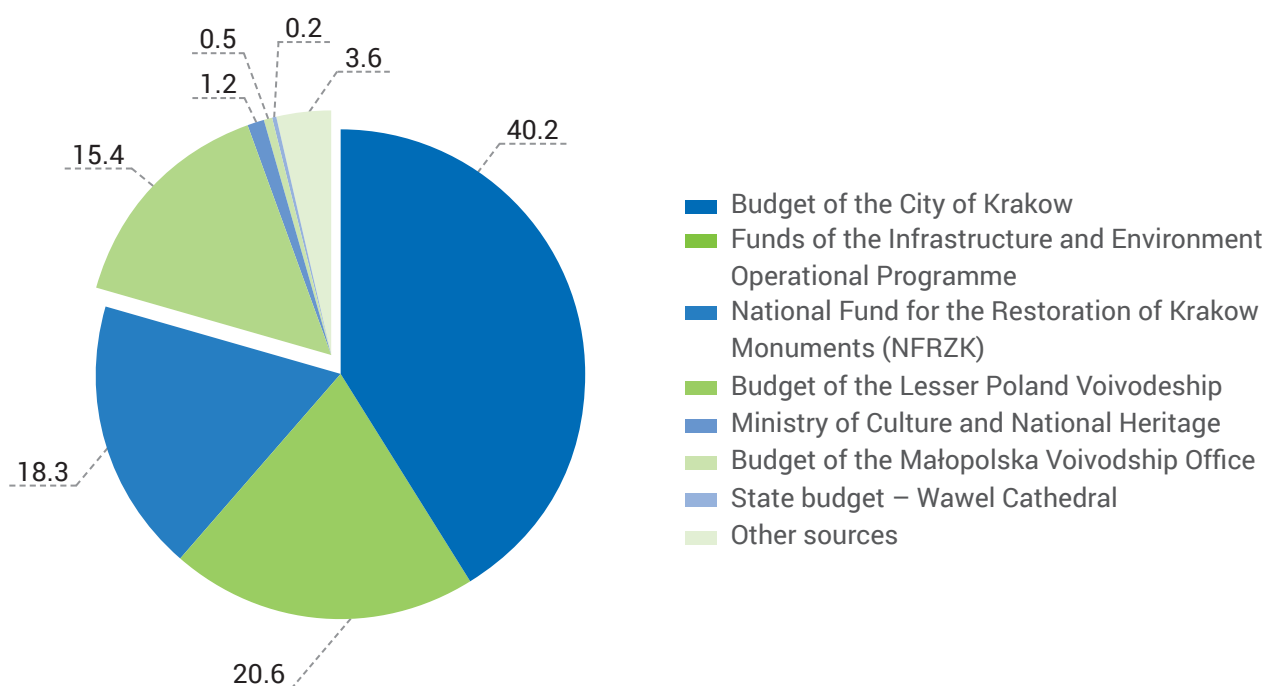
## The emergence of culture parks in Krakow



## Protection of monuments in Krakow

In 2020, PLN 165.8 million was spent on restoration work

### Protection of Krakow's monuments – sources of financing (%)



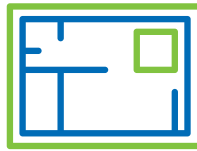
## The amount of current expenditure on culture per capita





Apartments  
completed

**10,158**



The average area of  
1 new apartment

**58.4 m<sup>2</sup>**



Average transaction  
purchase price of  
1 m<sup>2</sup>

**9,463 zł**




Number of apartments  
whose construction  
has begun

**9,010**



Total number  
of apartments  
(thousand)

**412.6**



The average number  
of people in one  
apartment

**1.89**



Average usable floor space  
per 1 person

**30.5 m<sup>2</sup>**



**11.3%** of the city area – green areas belonging to the Krakow Municipal Commune



**52.2%** of green areas according to EGİB (forest land, agricultural land, ecological land, recreation and leisure areas)

**16.3%** of the city area – various forms of nature protection

**71.6%** share of biologically active area

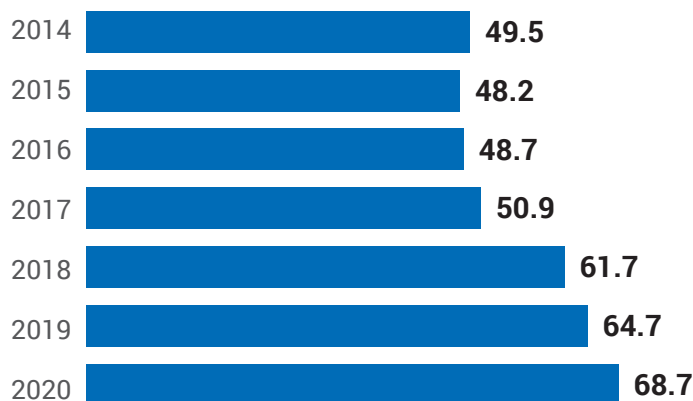
**The average annual concentration of air pollutants at the station at J. Bujaka street in the years 2016–2020 (in  $\mu\text{g}/\text{m}^3$ )**

	2016	2017	2018	2019	2020
PM10	39	42	43	35	31
PM <sub>2,5</sub>	30	32	31	25	21
SO <sub>2</sub>	7	7	5	5	4
NO <sub>2</sub>	32	33	32	32	29





## Share of the city area covered by local spatial development plans (zoning)



## Land Development Decisions and Building Permit Decisions

Type of decision	2019	2020
Decisions on building conditions and land development	1,910	1,633
including positive decisions on establishing development conditions	669	421
Building permit decisions	4,509	3,573
including positive decisions on building permit, extension, reconstruction, or the completion of a road investment project	3,372	2,464

## Real estate purchases by the Krakow Municipal Commune



2018

25.14

Area (ha)

2019

50.26



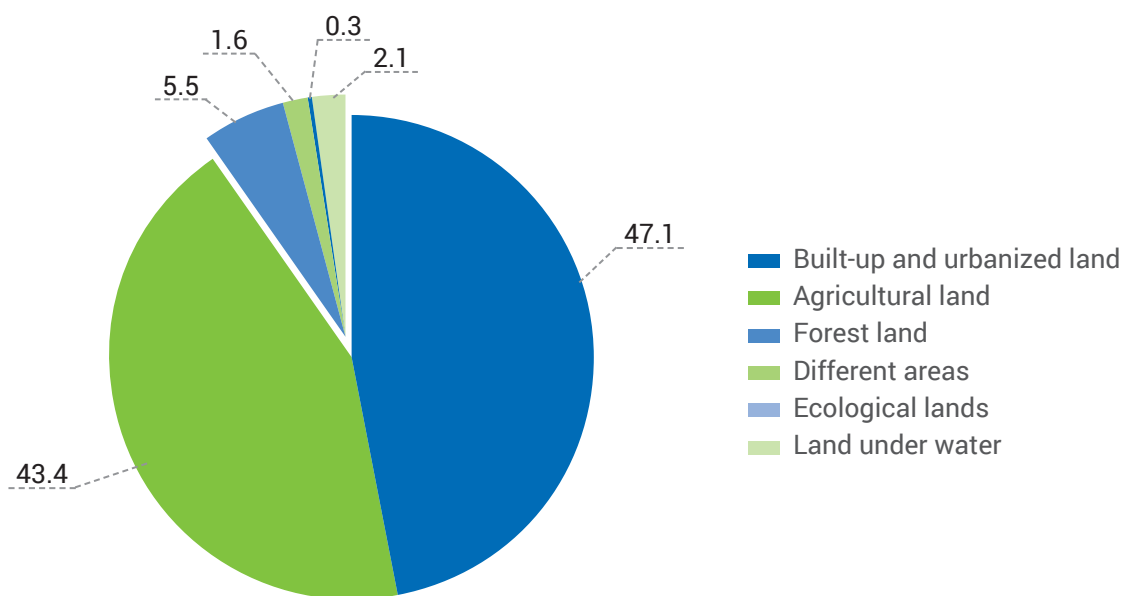
2020

16.32

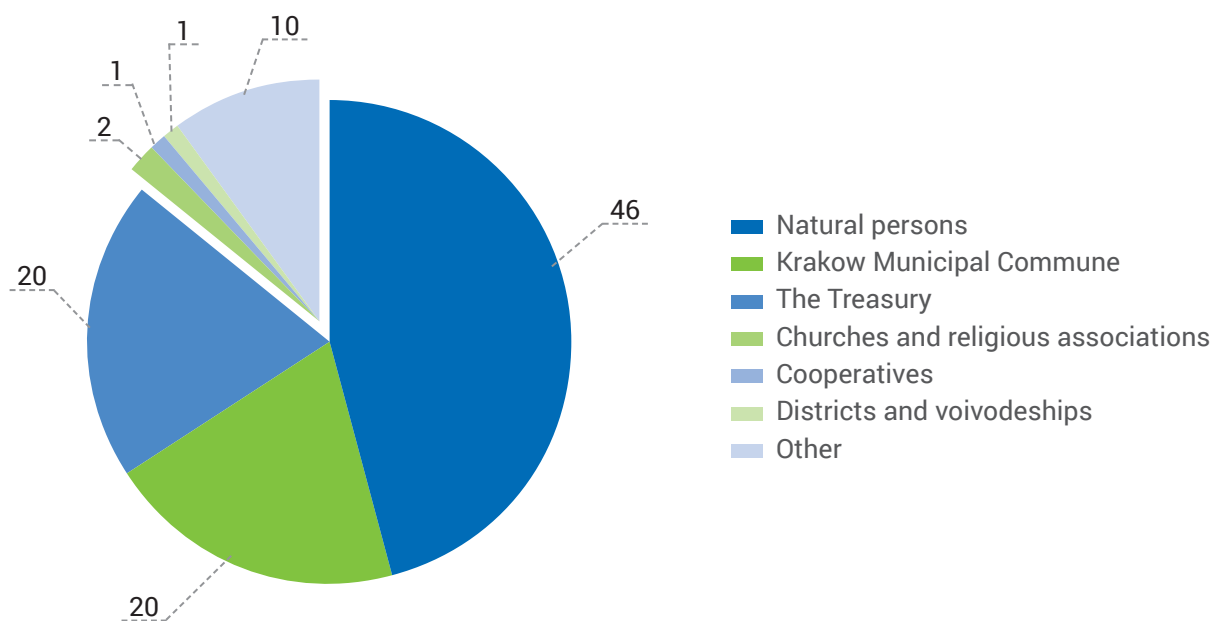




## Land in Krakow (%)



## Land ownership in Krakow (%)





## Selected sports facilities belonging to the Krakow Municipal Commune<sup>1</sup>

Type of facility	2020
Sports stadiums	7
Sports pitches, multifunctional	95
Indoor swimming pools	8
Artificial ice rinks	2
Tennis courts	40
Sports halls	11

<sup>1</sup> under administration of Sports Infrastructure Management Board in Krakow (ZIS)

## The condition of municipal sports and recreation infrastructure: the data shows the ratio of good and very good facilities to all facilities

2018	53.0
2019	53.7
2020	53.7

## The number of participants of publicly available sports activities, events and programmes

2018	202,878
2019	282,253
2020	275,792



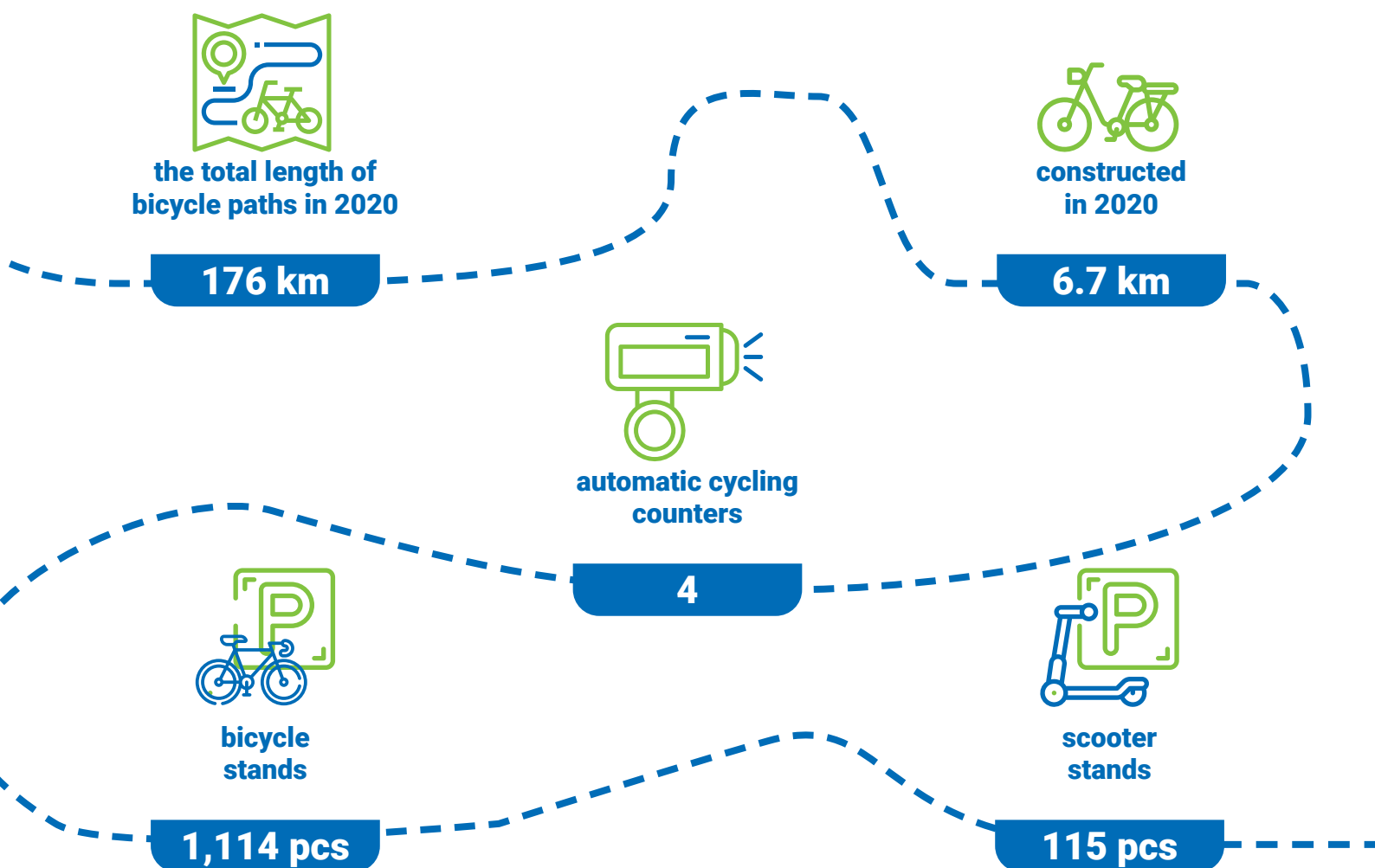
## Attractiveness of activities within municipal recreational and sports programmes (number of entries)

2018	165,784
2019	229,382
2020	233,584

## Road and street network

Components of the road and street network	2018	2019	2020
National roads	36	36.3	36.3
Voivodeship roads	25.2	26.3	26.3
District roads	255.2	262.3	265.6
Municipal roads	796.3	800.9	782.0
Built objects: bridges, flyovers, viaducts, tunnels (units)	179	179	171
Footbridges (units)	40	40	40
Underpasses (units)	22	22	22

## Bicycles and scooters – infrastructure





## Municipal network of public transport

	Trams	Coaches
Line length	365 km	2,394 km
Number of lines	28	181




**220 million  
passengers transported**

### Number of vehicles

	2018	2019	2020
Number of registered vehicles in Krakow, including:	619,140	663,356	665,881
passenger cars	493,021	514,063	531,209
Number of vehicles (total number of vehicles per 1.000 residents)	804.5	851.4	852.6
Number of vehicles (passenger cars/1.000 inhabitants)	640.7	659.8	680.2

### Air transport – Krakow-Balice International Airport

	2018	2019	2020
Total number of passengers, including:	6,769,369	8,410,817	2,592,972
in international traffic	6,270,115	7,882,706	2,418,523



## Water supply

	2018	2019	2020
Average daily water consumption (thousand m <sup>3</sup> )	141.1	144.4	139.6
Average daily water consumption per capita (m <sup>3</sup> /month)	3.86	3.87	3.91
Inhabitants using the city network (%)	99.6	99.6	99.6
Water price (PLN/m <sup>3</sup> )	4.21	4.32	4.37

## Sewerage network and wastewater treatment

	2018	2019	2020
Sewerage			
Inhabitants using the option of sewage disposal through the sewerage system (%)	98.6	98.6	98.6
Average daily production of municipal wastewater (thousand m <sup>3</sup> )	205	226	218
Sewage disposal price (annual weighted average, provider's price – PLN/m <sup>3</sup> )	5.94	6.08	6.05
Wastewater treatment			
Central system (%)	98.94	98.9	98.9
Local system (%)	1.06	1.06	1.03

## Heat supply

		2018	2019	2020
Ordered thermal capacity (MW)	Total	1,383.9	1,434.8	1,503.2
	PGE Energia Ciepła S.A. Branch No. 1 in Krakow	1,011.8	1,050.2	1,086.3
of which:	CEZ Skawina S.A.	337.1	349.6	381.9
	Krakowski Holding Komunalny S.A. (ZTPO)	35.0	35.0	35.0

## Electricity consumption

	2018	2019	2020
Global electricity consumption in the city per year (MWh), including:	3,540,549	3,471,988	3,123,815
by households	765,624	770,745	776,592
Number of electricity consumers	475,280	486,241	495,539

## Municipal waste management

	2018	2019	2020
Amount of waste collected (thousand tonnes)	365.3	388.9	368.1
The amount of selectively collected waste, the so-called "dry waste" (thousand tonnes)	79.3	82.1	80.4
Recycling rate (%)	42.0	55.92	69.49



**14,268** number of households supported by social care

**PLN 90,589,742** total amount of aid granted

	2018	2019	2020
Number of hours of care services performed	829,919.5	829,752.5	759,079.25
Number of people receiving social care services	2,463	2,365	2,125
Average weekly number of hours of care services per person	6.48	6.75	6.87

	Number	Facilities
Nursing Homes (DPS) for the elderly and chronically physically ill	9	1,160
DPS for people with mental disorders	5	985
DPS in total	14	2,145

**13** day care centres for the elderly with 848 places

**46** Senior Activity Centres were in operation

Family assistantship was used by **585** families, and **1,107** people were supported by family counselling and therapy centres

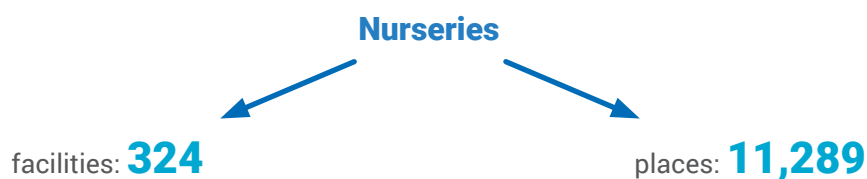
**33** day support centres for children and adolescents were in operation for **2,805** children up to 18 years of age

**5,120** families participated in the "Krakow Family Card 3+" programme

**42** Parents' Clubs with children up to 3 years of age were in operation

**859** families participated in the "Krakow for the 'N' Family" programme






**Public and non-public healthcare entities providing inpatient general and psychiatric care in the City of Krakow in 2019**



**Public and non-public healthcare entities providing long-term care in the City of Krakow in 2019**



**Total number of medical personnel working in entities performing medical activities in the City of Krakow in 2019**



**Doctors**

**13,229**



**Dentists**

**1,660**



**Nurses**

**10,916**



**Midwives**

**1,562**



## Administrative divisions of Krakow – municipal districts

Number	District	Population <sup>1</sup>	Area (km <sup>2</sup> )	Population density (people/km <sup>2</sup> )
I	Old Town	29,937	5.568	5,377
II	Grzegórzki	29,821	5.845	5,102
III	Prądnik Czerwony	46,400	6.438	7,207
IV	Prądnik Biały	71,706	23.419	3,062
V	Krowodrza	30,196	5.619	5,374
VI	Bronowice	24,014	9.559	2,512
VII	Zwierzyniec	20,429	28.731	711
VIII	Dębniki	63,309	46.189	1,371
IX	Łagiewniki-Borek Fałęcki	15,266	5.415	2,819
X	Swoszowice	28,893	25.604	1,128
XI	Podgórze Duchackie	54,346	9.540	5,697
XII	Bieżanów-Prokocim	63,029	18.474	3,412
XIII	Podgórze	38,304	25.667	1,492
XIV	Czyżyny	31,740	12.257	2,590
XV	Mistrzejowice	51,293	5.590	9,176
XVI	Bieńczyce	39,885	3.699	10,783
XVII	Wzgórza Krzesławickie	20,145	23.815	846
XVIII	Nowa Huta	49,260	65.410	753
Total		707,973	326.839	2,166

<sup>1</sup> total number of permanently registered residents





Municipal Office of Krakow  
DEPARTMENT OF STRATEGY,  
INVESTMENT PLANNING AND  
MONITORING

pl. Wszystkich Świętych 3-4  
31-004 Krakow  
e-mail: [si.umk@um.krakow.pl](mailto:si.umk@um.krakow.pl)  
phone: + 48 12 616 1957  
[www.krakow.pl](http://www.krakow.pl)

ISSN 2450-9698