



Krakow in numbers 2019

Kraków, 2020



The folder includes the most important data about the City of Krakow for 2019. The presented issues are expanded in the Report on the State of the Municipality and in the Report on the State of the City.



Krakow in numbers 2019

0.	Krakow and Krakow Residents	1
I.	Administration and Digitization - A	2
II.	Public Security - B	7
III.	Civil Society - D	8
IV.	Education - E	9
V.	Entrepreneurship and Science - G	9
VI.	Tourism and Promotion – H	15
VII.	Culture and National Heritage – K	16
VIII.	Housing – M	19
IX.	Environmental Protection and Shaping – O	19
X.	Spatial Planning and Architecture – P	20
XI.	Sport and Recreation - S	21
XII.	Transport - T	21
XIII.	Municipal Services - U	23
XIV.	Aid and Social Integration - W	24
XV.	Health - Z	24

We encourage you to familiarise yourself with the other statistical publications relating to Krakow: State of the Municipality Report, State of the City Report, Krakow Real Estate Market, Statistical Bulletins of the City of Krakow available on www.krakow.pl in the "Business" section / Numbers on Krakow.

Sources: Departments of the City of Krakow, Municipal Organizational Units, Statistical Office in Krakow, Krakow Technology Park sp. o.o., Knight Frank



0 Krakow and Krakow Residents



Surface area: **327** km²

Width from south to north: **18** km

Width from west to east: **31** km

Location - height: **187 – 383** m a.s.l.

Geographical location - area around the intersection of the 50°N parallel and the 20°E meridian



Women

415,628



779,115

Residents



Men

363,487



pre-working age

134,390



working age

460,552



post-working age

184,173



Births

9,454



Deaths

7,929



**Natural increase
of population**

1,525



Migration balance

6,331

Administration and Digitization

Mayor of the City of Krakow and Deputy Mayors of the City of Krakow – 8th term

Mayor of the City of Krakow	Jacek Majchrowski
Deputy Mayor of the City of Krakow	Andrzej Kulig
Deputy Mayor of the City of Krakow	Jerzy Muzyk
Deputy Mayor of the City of Krakow	Bogusław Kośmider
Deputy Mayor of the City of Krakow	Anna Korfel-Jasińska

Krakow City Council - 43 councillors

Chairman and Vice Chairman of the City Council of Krakow – 8th term

Chairman	Dominik Jaśkowiec
Vice-chairman	Michał Drewnicki
Vice-chairman	Rafał Komarewicz
Vice-chairman	Sławomir Pietrzyk

Number of sessions in 2019 – 29

Number of resolutions adopted in 2019 – 773

Activity of the Mayor of the City of Krakow

	2017	2018	2019
Regulations issued by the Mayor of the City of Krakow	3,675	3,551	3,561
Projects and events under the honorary patronage of the Mayor	356	406	416
Number of presidential meetings (with investors, third parties, citizens, etc.) and formal celebrations	4,367	4,676	4,368

Budget of the City of Krakow in 2019 (PLN)

Income	Revenues	Expenses	Expenditures
5,912,034,361	683,835,123	6,211,895,985	209,861,473



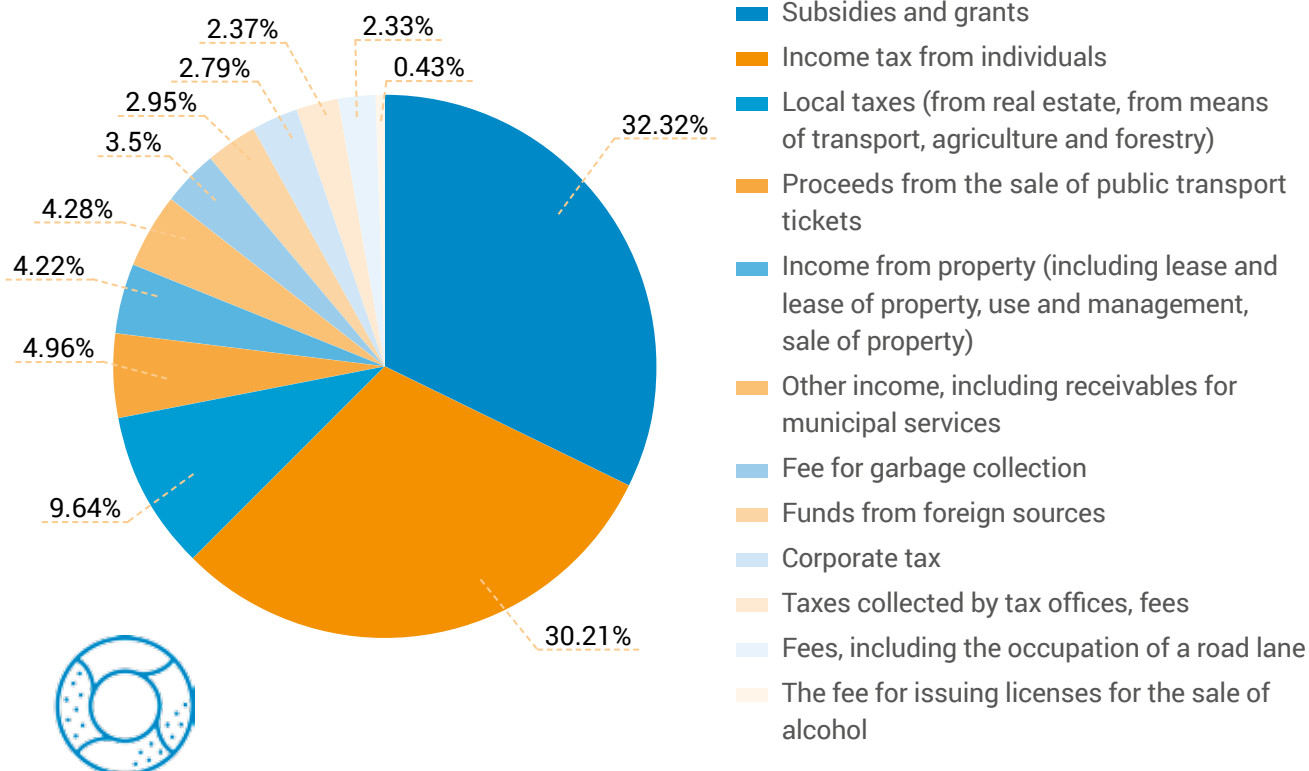
6,595,869,484



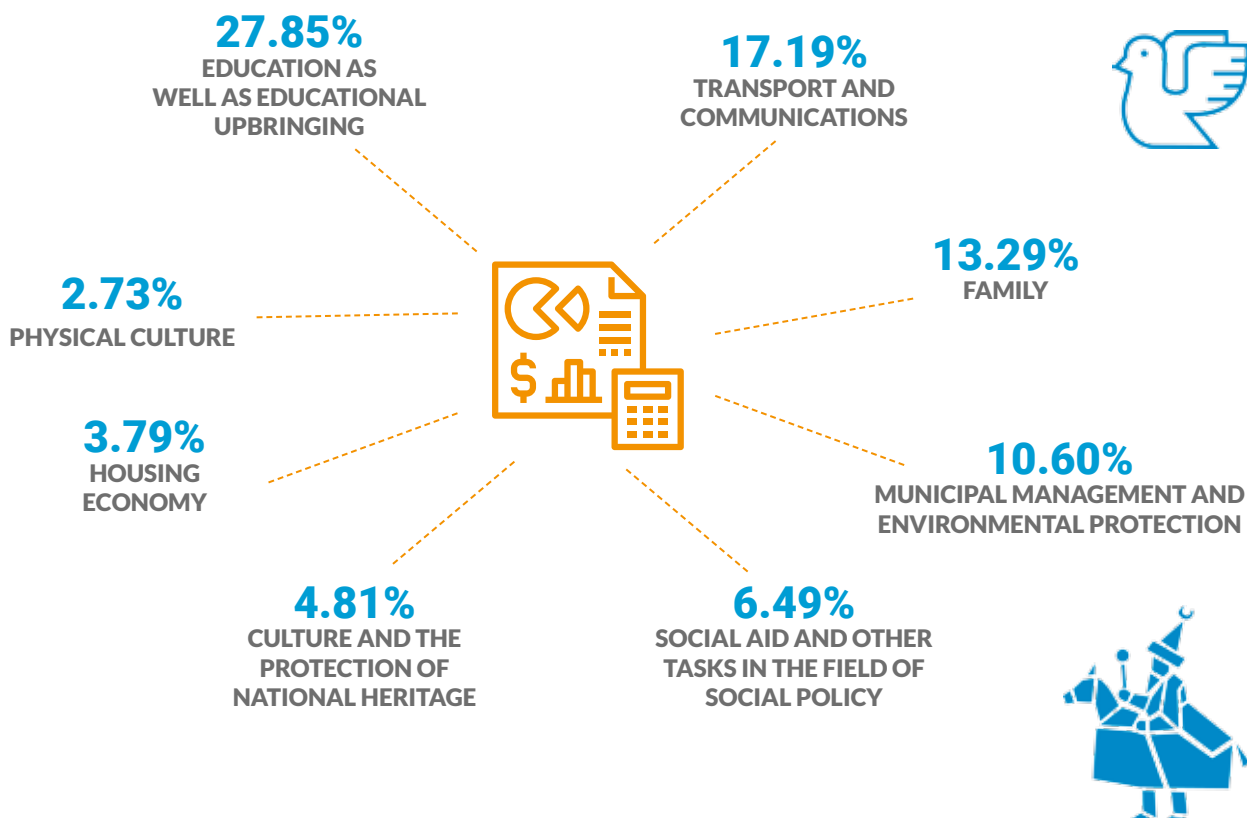
6,421,757,458



City budget income in 2019



Budget of the City of Krakow in 2019 – expenditures according to the classification





Non-returnable funds from the EU funds (PLN thousands)

	2017	2018	2019
Total income, including:	113,730	129,878	174,682
investment income	81,625	91,443	140,156
current income	32,105	38,435	34,526

Budget expenditure of the City of Krakow for investments (PLN)

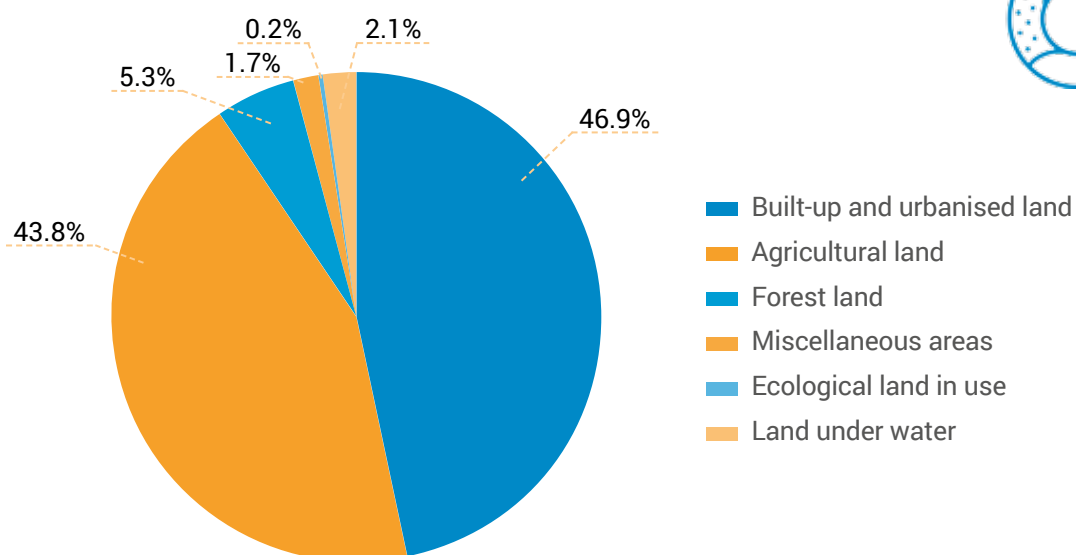
	2017	2018	2019
Strategic investments	137,329,090	144,753,711	228,359,422
Programme investments	429,514,112	578,404,172	605,527,010


Value of the assets of the Municipality of Krakow (PLN)

	2018	2019
Value of property (net ¹), including:	60,443,262,798	61,588,694,402
non-current assets, including:	59,917,940,653	60,990,753,201
land	49,794,037,634	50,208,967,310
buildings and premises	2,892,851,346	3,204,089,525
civil engineering objects	3,904,286,633	3,892,166,365
current assets	525,322,145	597,941,201

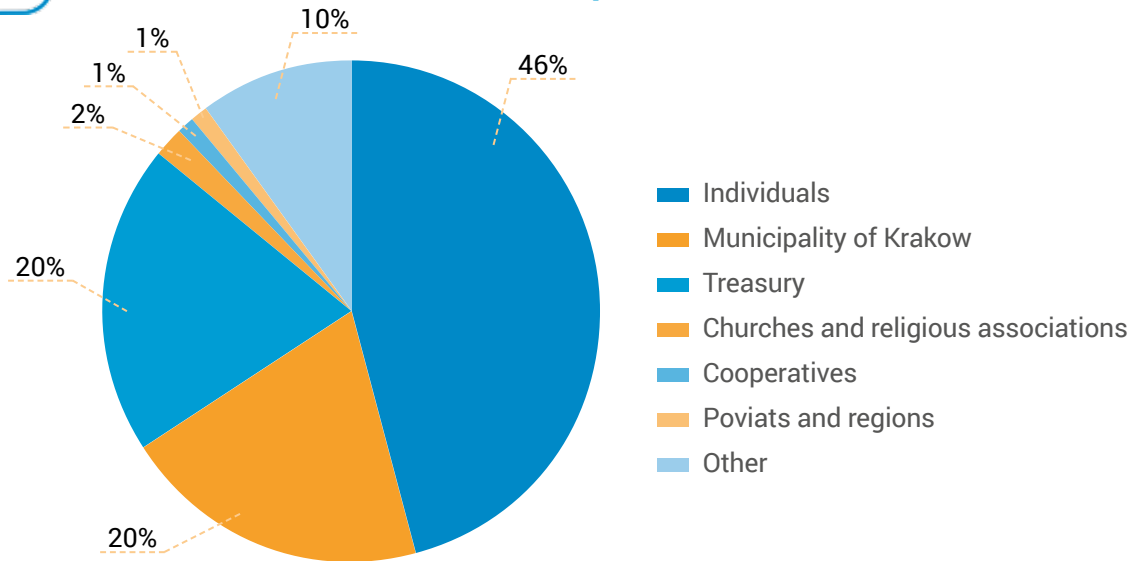
¹ value reduced by amortisation write-offs and write-downs

Land in the area of Krakow





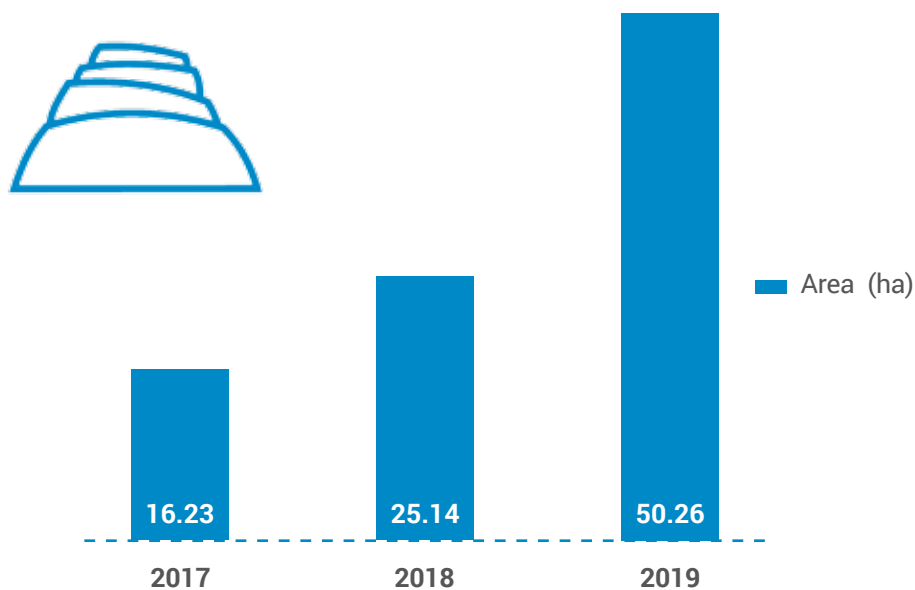
Land ownership in Krakow

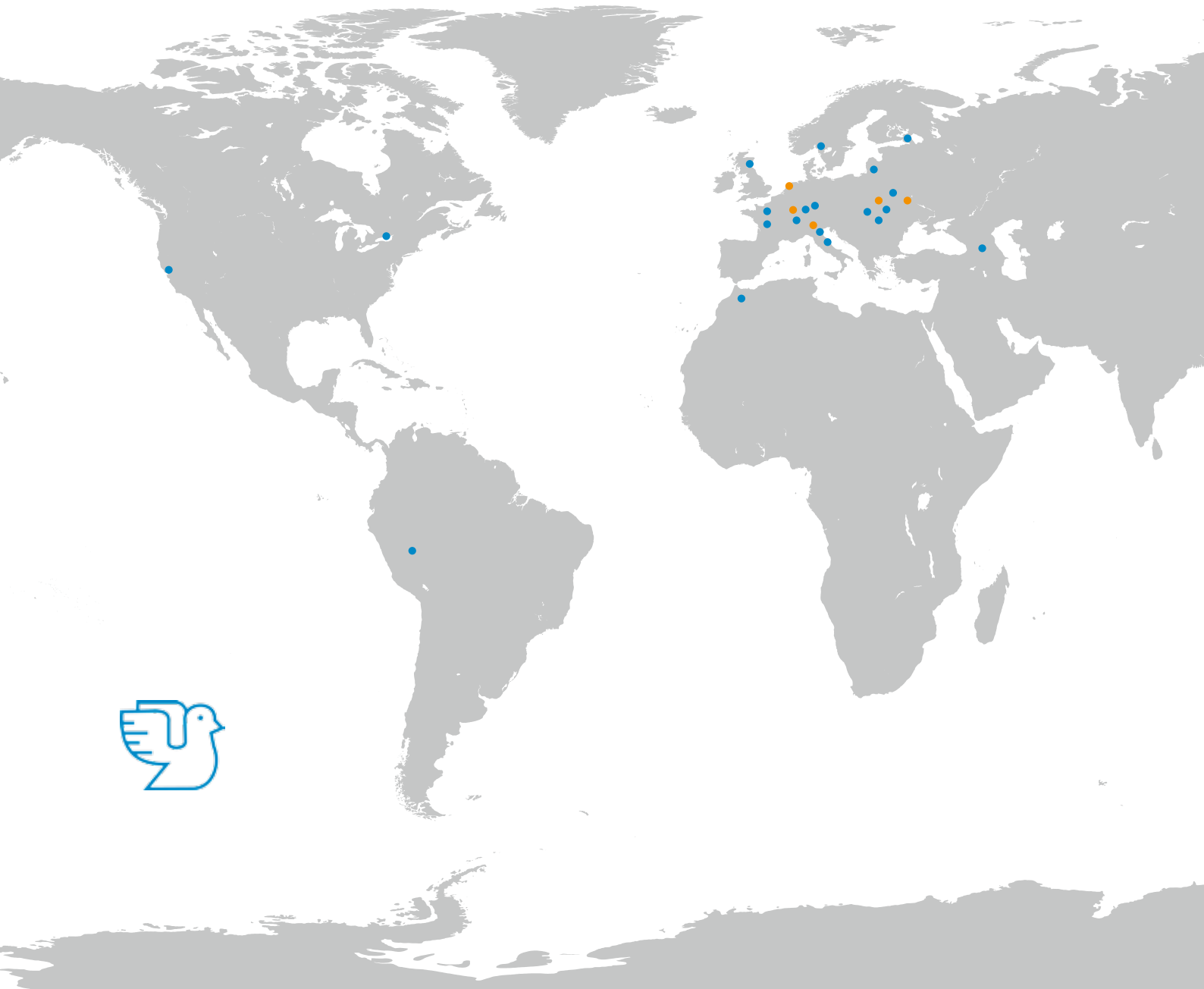


Sale of real properties of the Municipality of Krakow

	2017	2018	2019
Number of sold communal apartments	549	391	85
Income from the sale of apartments (PLN thousands)	22,795.4	25,828	9,543
Number of commercial units sold	9	14	6
Income from the sale of commercial premises (PLN thousands)	1,570.3	2,084	389

Purchase of real properties by the Municipality of Krakow





Twin cities ●

Budapest (Hungary), Kiev (Ukraine), Leuven (Belgium), Milan (Italy), Nuremberg (Germany)

Partner cities ●

- **Europe:** Bordeaux (France), Bratislava (Slovakia), Edinburgh (United Kingdom), Florence (Italy), Frankfurt / Main (Germany), Göteborg (Sweden), Innsbruck (Austria), Leipzig (Germany), Lviv (Ukraine), Orleans (France), Pecs (Hungary), Saint Petersburg (Russia), Solothurn (Switzerland), Rome (Italy), Vilnius (Lithuania)
- **South America:** Cuzco (Peru)
- **North America:** Rochester (USA), San Francisco (USA)
- **Africa:** Fez (Morocco)
- **Asia:** Tbilisi (Georgia)





Police officers
2,077



Number of crimes committed
19,476



Total crime detection
59.3%



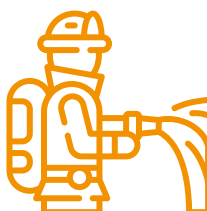
Municipal Guard Officers
435



Number of patrol services
52,161



Number of offenses disclosed
102,434



Firefighters in the State Fire Service
621



Fires in Krakow

	2017	2018	2019
Fires in Krakow	1,881	1,594	1,753
Total damages caused by fires (PLN thousand)	12,114.6	8,075.20	24,071.1
Rescue operations	9,864	13,266	9,764



Citizens' budget in Krakow

	2017 (4. edition)	2018 (5. edition)	2019 (6. edition)
Number of whole-city projects	111	228	224
Number of district projects	208	450	725
Total amount of civic budget (PLN), of which:	12,145,000	12,455,000	30,000,000
for the implementation of urban tasks	10,000,000	8,000,100	10,000,000
for the implementation of district tasks	2,145,000	4,454,900	20,000,000
Number of votes cast (valid)	29,682	32,958	50,004
Turnout (%)	5	5.2	7.0

Urban Internet presentation "Magiczny Kraków" [Magic Krakow] – www.krakow.pl



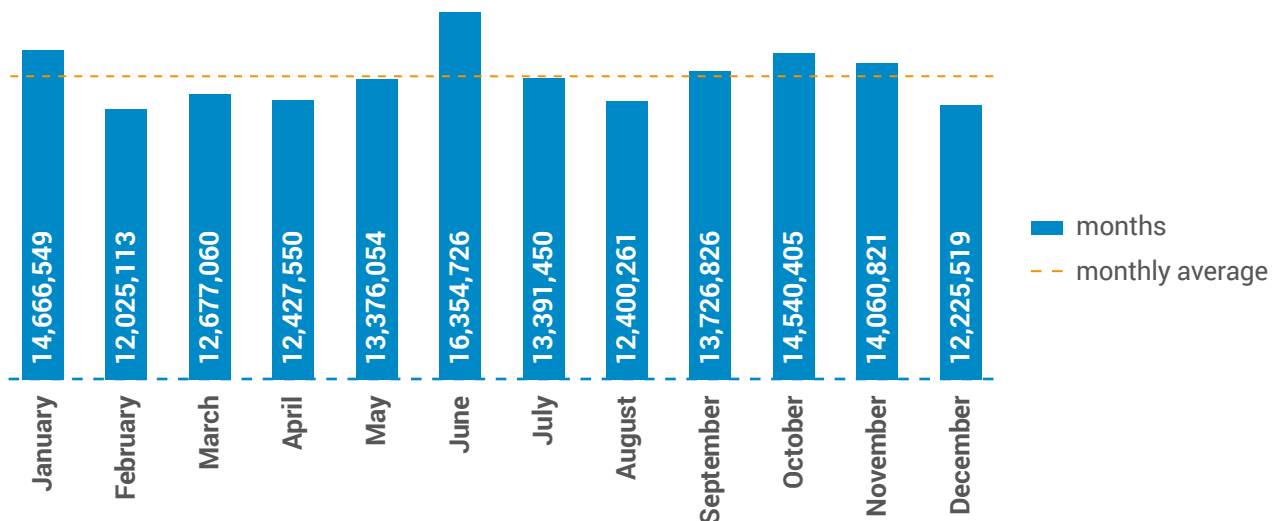
Average monthly number
of visits to the home page

13,489,361




Public Information Bulletin



Visits on the Public Information Bulletin of the City of Krakow – www.bip.krakow.pl



IV Education

		Facilities	Number of branches	Children/students
Kindergartens		412	1,756	33,187
Primary schools		178	2,752	54,038
Upper secondary / post-primary schools		175	2,061	50,632

V Entrepreneurship and Science

66,487 mln PLN – GDP for Krakow (2017)

86,715 PLN – GDP per capita (2017)

146,9 thousand companies registered in the REGON system



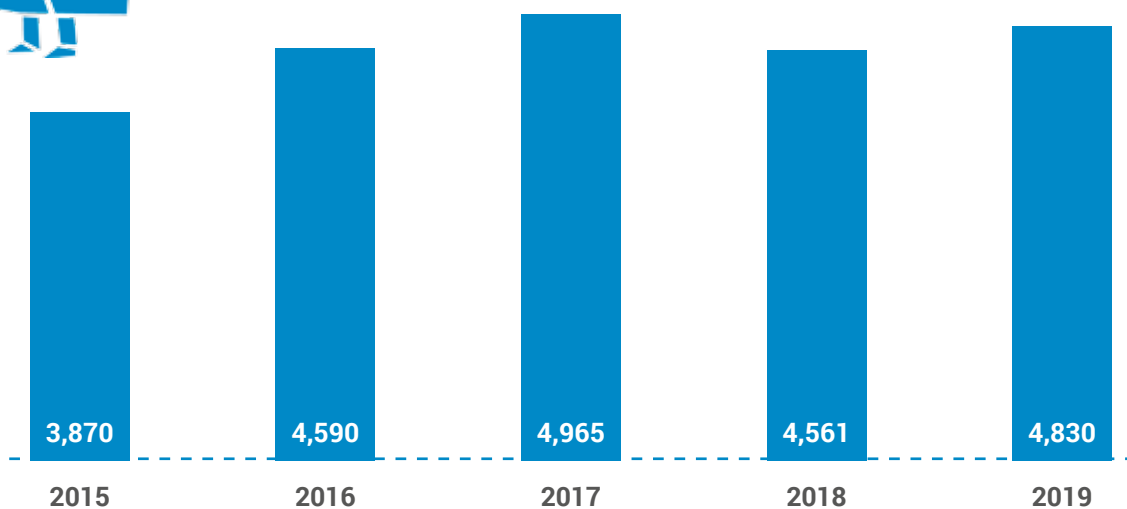
Number of national economy entities according to their legal form

	2017	2018	2019
Total, including:	138,515	140,500	146,919
co-operatives	410	252	246
state-owned enterprises	8	7	7
commercial companies, including:	29,089	27,644	29,568
limited liability companies	23,857	22,172	23,811
joint-stock companies	622	543	549
civil partnerships	12,242	12,195	11,953

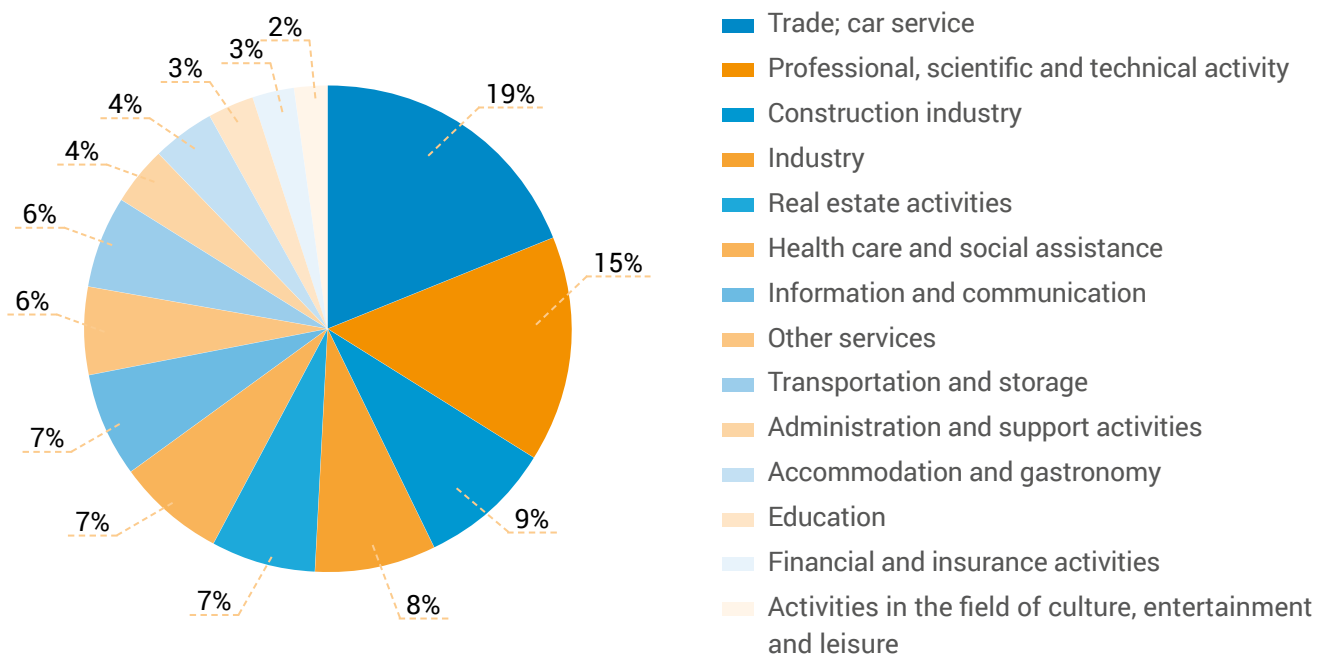
In 2019, 92.3 thousand people conducted business activities in Krakow



Number of trading companies with foreign capital



Business entities according to selected PKD sections



Investment expenditure¹ (current prices, PLN thousands)

	I-XII 2017	I-XII 2018	I-XII 2019
Total, including:	4,255,534	4,588,907	4,307,507
fixed assets, including:	4,254,660	4,588,463	4,307,412
buildings and constructions	1,947,992	2,050,101	2,022,587
machines, technical devices and tools	1,913,499	2,076,140	1,997,397
means of transport	378,502	445,653	267,690

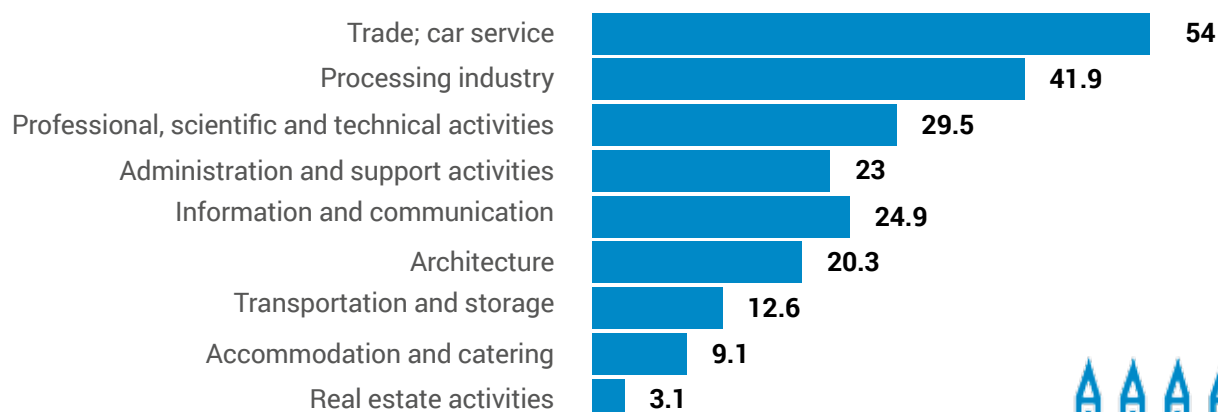
¹ the data refers to business entities (with registered office in Krakow) with more than 49 employees



237.8 thousand – total number of people employed in 2019



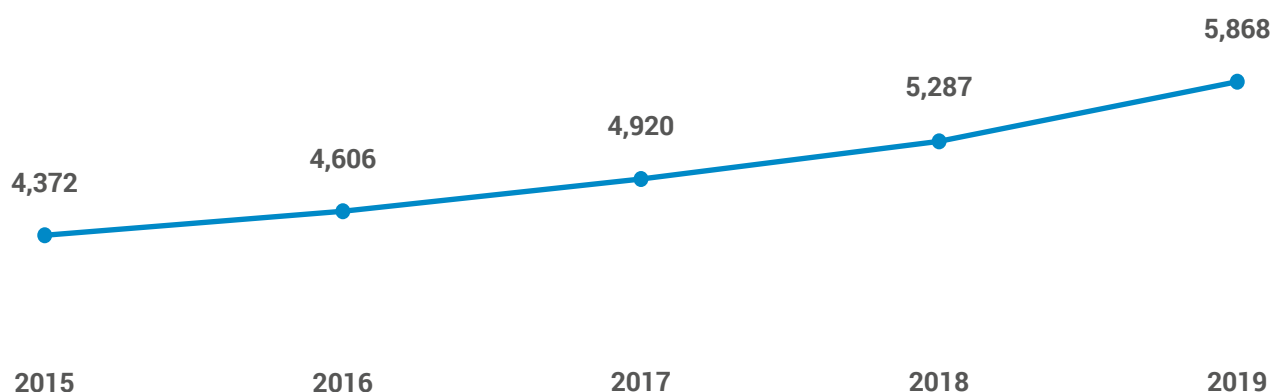
Working in the national economy in 2019 according to selected sections of the PKD (thousands)



Unemployment



Average monthly gross salary in the enterprise sector (PLN)



Special Economic Zone - Krakow Technology Park (SEZ-KTP)

Subzones	Total area (ha)	Development area (ha)
Total area of the SEZ	1,015.6129	281.2
Krakow, including:	87.9292	24.9526
Kraków Nowa Huta	10.4667	3.5439
Kraków Podgórze	47.0535	6.6057
Kraków Śródmieście	30.409	14.803
General information about the SSE-KPT		
Employment (number of persons)		32,269
Number of permits issued for operations in the SEZ		265
Number of companies which have already begun their operations		218
Investment expenditure incurred (PLN billions)		4.74
Target size of investments, according to the business plan (PLN billions)		6.49

Modern surfaces in 2019



Offices
1.4 million m²



Commercial
620,000 m²



Warehouses
625,000 m²



Colleges and universities
23



Students
130 thousand



Graduates
37 thousand

Higher education facilities in Krakow

	2019
Universities and colleges in Krakow, including	23
public high schools	10
private high schools	13
Number of students in total, including ¹ :	129,887
number of full-time students	98,185
number of part-time students	31,702
Number of graduates, including:	36,834
number of graduates of full-time studies	28,067
number of graduates of part-time studies	8,767
Foreign students	8,149
Foreign graduates	1,760

¹ post-graduate students and PhD students not included

Students, graduates ¹

	Number of students	Number of graduates
Public higher education facilities in total	108,557	32,444
Jagiellonian University	35,380	7,949
Stanisław Staszic AGH University of Science and Technology in Krakow	22,093	8,313
Krakow University of Economics	13,257	5,208
Tadeusz Kościuszko Krakow University of Technology	12,915	3,545
National Education Commission Pedagogical University of Krakow	11,515	3,253
Hugo Kołłątaj Agricultural University in Krakow	7,974	2,527
Bronisław Czech Academy of Physical Education	3,390	1,117
Jan Matejko Academy of Fine Arts	1,036	241
Academy of Music in Krakow	720	242
S. Wyspiański Academy of Theatre Arts	277	52
Private higher education facilities in total	21,330	4,390
Frycz Modrzewski Krakow University	7,518	1,550
Ignatianum Academy in Krakow	2,992	627
School of Banking and Management	2,677	467
Pontifical University of John Paul II in Krakow	1,839	353
Krakow School of Health Promotion	1,484	588
School of Economy and Computer Science	1,522	178
Tischner European University	1,374	258
Higher School of Public and Private Security "Apeiron"	716	133
Private Academy of Sciences in Lodz - Faculty of Applied Sciences in Krakow	465	167
Higher School of Business in Dąbrowa Górnicza, Krakow Branch	733	47
Academy of Insurance	1	22
Bogdan Jański Academy, Krakow Branch	4	no data
Higher School of Tourism and Ecology in Sucha Beskidzka - Tourism Faculty in Krakow	5	no data
Public and private higher education facilities in total	129,887	36,834

¹ without post-graduate and PhD studies



Tourists and visitors

	2017	2018	2019
Total visitors, including:	12,900,000	13,500,000	14,050,000
Foreign	3,050,000	3,100,000	10,750,000
Tourists (> 1 day) total, including:	9,100,000	9,650,000	3,300,000
Foreign	2,800,000	2,850,000	10,150,000

Accommodation in Krakow

1,599

Total accommodation

52,073

Total for categorized hotels









**



*



Out-of-host base

Hotels

14

51

91

17

5

1,397

Number
of beds

2,340

8,855

7,436

1,723

750

30,149

Use of collective tourist accommodation facilities

	2017	2018	2019
Total users, including:	2,389,414	2,513,799	2,727,247
foreign tourists	1,187,992	1,207,177	1,340,113



VII Culture and National Heritage

Cultural institutions

46 public cultural institutions in 2019, including:

▶ 8 national

▶ 38 local governments



Cultural institutions entered into the Register of Local and Provincial Governments

Institutions of culture	Of the Municipality of Krakow	Of the Marshal of the Malopolska Region
Theatres	<ol style="list-style-type: none"> 1. People's Theatre 2. T. Boy-Żeleński Theatre "Bagatela" 3. "Groteska" Theatre 4. "Łaźnia Nowa" Theatre 5. KTO Theatre 6. "Cracovia Danza" Court Ballet 7. Cracovian Variete Theatre 8. Krakow Theatre - STU Stage 	<ol style="list-style-type: none"> 1. J. Slowacki Theatre in Krakow 2. Krakow Opera in Krakow
Musical institutions	<ol style="list-style-type: none"> 1. Capella Cracoviensis 2. "Sinfonietta Cracovia" Orchestra of the Royal Capital City of Krakow 	<ol style="list-style-type: none"> K. Szymanowski Philharmonic in Krakow
Houses and centers of culture	<ol style="list-style-type: none"> 1. Nowa Huta Cultural Centre 2. "Dworek Białostradnicki" Cultural Centre 3. Cultural Centre of Podgórze 4. Krakow Culture Forum 5. Krakow-Nowa Huta Culture Centre 6. C. K. Norwid Cultural Centre 7. "Krakowiacy" Song and Dance Ensemble Cultural Centre 8. Culture Centre - Polish Song Library 9. The Villa Decius Institute of Culture 	<ol style="list-style-type: none"> 1. Tadeusz Kantor CRICOTEKA Centre for the Documentation of Art of in Krakow 2. Institute of Culture in Krakow 3. Cogiteon Malopolska Science Centre in Krakow 4. John Paul II Institute of Intercultural Dialogue¹
Libraries	Biblioteka Kraków	Provincial Public Library
Museums and galleries	<ol style="list-style-type: none"> 1. Historical Museum of the City of Krakow 2. W. Rzewuski Museum of History of Photography in Krakow 3. Museum of Municipal Engineering 4. MOCAK Museum of Contemporary Art in Krakow 5. "Bunkier Sztuki" Contemporary Art Gallery 6. General E. Fieldorf "Nil" Museum of the Home Army¹ 	<ol style="list-style-type: none"> 1. Archaeological Museum in Krakow 2. S. Udziela Ethnographic Museum in Krakow 3. Polish Aviation Museum in Krakow
Other	Krakow Festival Office	

¹ co-led by the Krakow City Office and the Malopolska Region

Number of participants in events organized by the Krakow Festival Office



2019 – 656,650
2018 – 628,100
2017 – 500,000



Festivals that are the most popular among recipients, organized by the Krakow Festival Office

Festival name / date	Cooperating entities	Number of participants
Wianki – The Fête de la Musique	City of Krakow	90,000
Film Music Festival	RMF Classic, City of Krakow	31,202
Conrad Festival	City of Krakow, Krakow UNESCO City of Literature, Tygodnik Powszechny Foundation	21,000
Etno Krakow Festival	City of Krakow, Rozstaje Association: U Zbiegu Kultur i Tradycji	6,775
Mysteria Paschalia Festival	City of Krakow, French Institute	5,569
Sacrum Profanum Festival	City of Krakow, Millennium Bank, Bunkier Gallery of Contemporary Art	5,126
Opera Rara Festival	Capella Cracoviensis, City of Krakow, MOCAR Museum of Contemporary Art in Krakow	4,654
Miłosz Festival	City of Krakow, City of Literature Foundation	2,400

Number of participants of "Krakow Nights" (Museum Night, Theatre Night, Jazz Night, Cracovia Sacra Night, Poetry Night, Dance Night)



2019 – 183,620
2018 – 174,400
2017 – 166,600



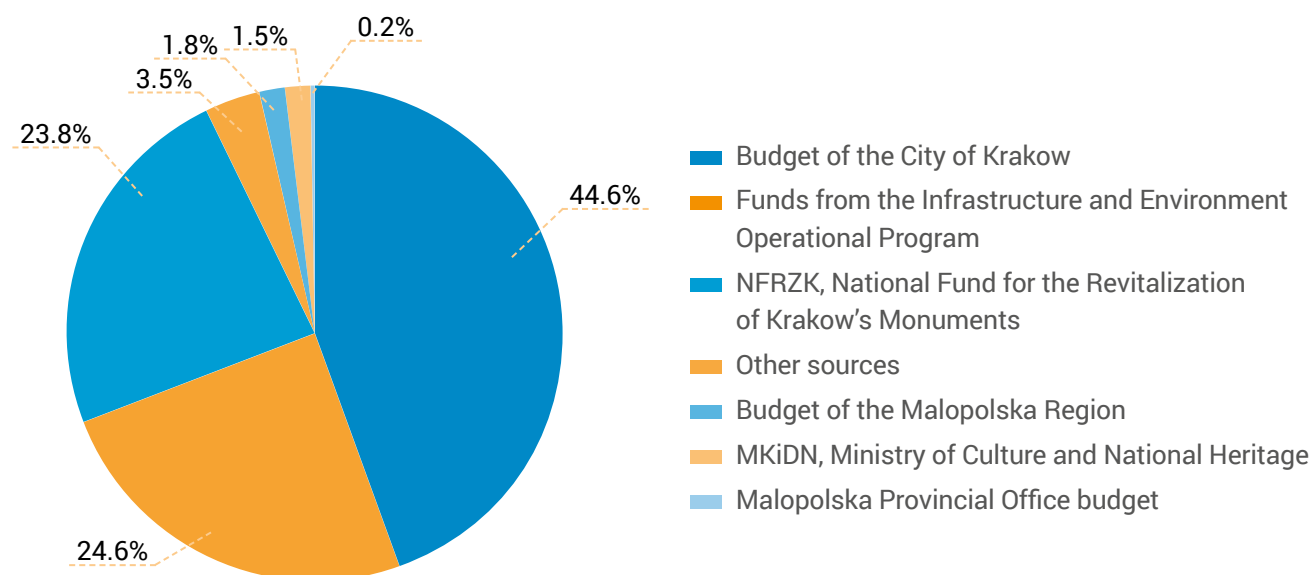
Activities of the ICE Congress Center and TAURON Arena Kraków in 2019

Event	Number	Estimated number of participants (thousand)
ICE Congress Center		
Concerts	67	105.7
Conferences and congresses, including:	48	48.9
international	31	28.6
Cultural events	11	18.2
Trade fairs	4	16.4
Events	15	13.2
Others	26	7.4
Total	171	209.9
TAURON Arena Kraków		
Sports	37	98.8
Concerts, festivals	42	323.7
Shows, performances	36	140.1
Conferences, congresses, events	23	47.1
Trade fairs, trainings, lectures	30	29.5
Others	90	41.6
Total	258	680.8

Protection of monuments in Krakow

In 2019, **PLN 127.2 million** was spent on restoration work

Protection of Krakow monuments - sources of financing



Amount of current expenditure on culture per capita



2019 – 306 PLN
2018 – 293 PLN
2017 – 256 PLN



VIII Housing

Flats completed in 2019 – 13,039

Average floor area of 1 new apartment – 56 m²

Average transaction price of buying 1m² of an apartment – 9,091 PLN

Total number of flats (thousand) – 402.6



IX Environmental Protection and Shaping

11.3% of the city's area – green areas belonging to the Municipality of Krakow



16.3% of the city's area – various forms of nature protection



Air pollution - average concentration in Krakow

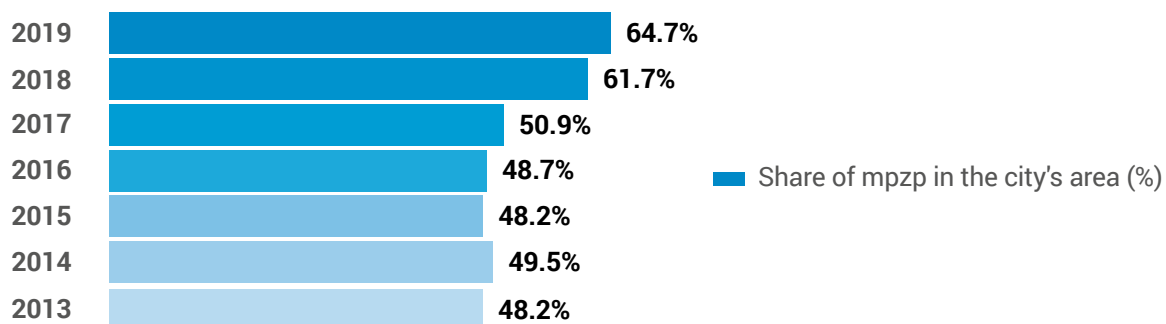
Krakow area	Concentration (µg/m ³)		
	PM10	SO ₂	NO ₂
Bujaka street	35	5	32
Krasińskiego street	50	–	57
Bulwarowa street	34	5	25
Acceptable pollution level with regard to humans	40	no standard	40

Implementation of the Low Emission Limitation Programme for the city of Krakow

	2017	2018	2019
Liquidated coal furnaces	3,368	2,456	2,689
Liquidated coal boiler rooms	2,703	1,477	1,497
Assembly of renewable energy sources	344	467	164
Expenditure amount (in PLN)	85,919,341	50,649,342	34,706,716



Binding local spatial development plans (local development plans)



Land Development Decisions and Building Permit Decisions

Type of decision	2018	2019
Decisions concerning development and land use permits	2,875	1,910
including positive decisions on determining the land development conditions	963	669
Decisions concerning construction permits	4,515	4,509
including positive decisions on building permits, extensions, reconstructions and decisions for the completion of a road investment project	3,480	3,372



XI Sports and Recreation

Selected, the biggest sporting events in 2019

Krakow Running Meetings including 18. PZU Cracovia Maraton – **11,466 participants**

Lang Team Cycling Marathons – **1,500 participants**

Hubert Wagner Memorial – **56 participants**

Tour de Pologne – **153 participants**

Junior and U-23 Canoe Slalom Championships – **700 participants**



Selected sports facilities belonging to the Municipality of Krakow¹

Type of facility	2019
Sports stadiums	7
Sports grounds, multifunctional fields	95
Indoor swimming pools	8
Artificial skating rinks	2
Tennis courts	40
Sports halls	11

¹ under administration of ZIS

XII Transport

Road and street network in Krakow

Elements of road-street network	2017	2018	2019
National roads	36	36	36.3
Regional roads	25.2	25.2	26.3
District roads	255.2	255.2	262.3
Local roads	792.6	796.3	800.9
Constructions: bridges, flyovers, viaducts, tunnels (pcs)	178	179	179
Overpasses (pcs)	40	40	40
Underpasses (pcs)	22	22	22

Bike lanes



169.3 km – total length of bicycle routes in 2019

13.14 km – constructed in 2019

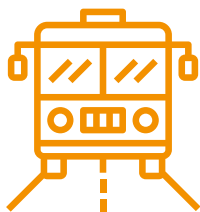
172 stations **1,500 bicycles**

840 thousands rentals

3.1 million km in total



Municipal network of public transport



416 million passengers transported



	Trams	Buses
Length of the line (km)	353	2,742
Number of lines	26	174

Elements of road-street network

	2017	2018	2019
Number of registered vehicles in Krakow, including:	592,046	619,140	663,356
passenger cars	468,657	493,021	514,063
Motorisation index (vehicles in total/1,000 citizens)	772	804.5	851.4
Elements of road-street network	611	640.7	659.8

Air transport - Krakow-Balice International Airport

	2017	2018	2019
Number of passengers in total, including:	5,835,189	6,769,369	8,410,817
international traffic	5,378,656	6,270,115	7,882,706





Water supply

	2017	2018	2019
Average daily water consumption (thousands of m ³)	137.2	141.1	144.4
Water consumption per 1 citizen (m ³ /month)	3.78	3.86	3.87
Citizens using municipal water network (%)	99.5	99.6	99.6
Water unit price (PLN/m ³)	4.21	4.21	4.32

Sewage system and sewage plants

	2017	2018	2019
Sewage system			
Citizens disposing sewage by sewage system (%)	98.5	98.6	98.6
Average daily production of waste water (thousands of m ³)	212	205	226
Unit price for disposing sewage (yearly weighted average, holder price – PLN/m ³)	5.94	5.94	6.08
Sewage plants			
Central system (%)	98.5	98.9	98.9
Local system (%)	1.5	1.6	1.6

Central heating supply

		2017	2018	2019
Ordered capacity (MW)	Total	1,379.4	1,383.9	1,434.8
	PGE Energia Ciepła S.A. Branch No. 1 in Krakow	980.8	1,011.8	1,050.2
	CEZ Skawina S.A.	346.9	337.1	349.6
including:	Krakowski Holding Komunalny S.A. (ZTPO)	35.0	35.0	35.0

Municipal waste management

	2017	2018	2019 ¹
Amount of waste collected (thousands of tonnes)	339.5	365.3	367.0
Amount of waste collected selectively, the so-called "dry fraction" (thousands of tonnes)	67.0	79.3	68.14
Proportion recycled (%)	32.1	42.0	42.0

¹ data from the Report on the analysis of the state of municipal waste management in the Municipality of Krakow in 2019, developed by MPO Sp. z o.o.

XIV Aid and Social Integration

15,414 – Households covered by social assistance

90,772,865 PLN – Total amount of assistance provided



XV Health

Nurseries

296 facilities

10,032 places

Public and non-public healthcare entities providing inpatient general and psychiatric care in 2018

12 public

24 non-public

Public and non-public healthcare entities providing long-term care in 2018

2 public

9 non-public

Medical staff working in general in entities performing medical activities in 2018



12,712
Doctors



1,584
Dentists



10,375
Nurses



1,507
Midwives

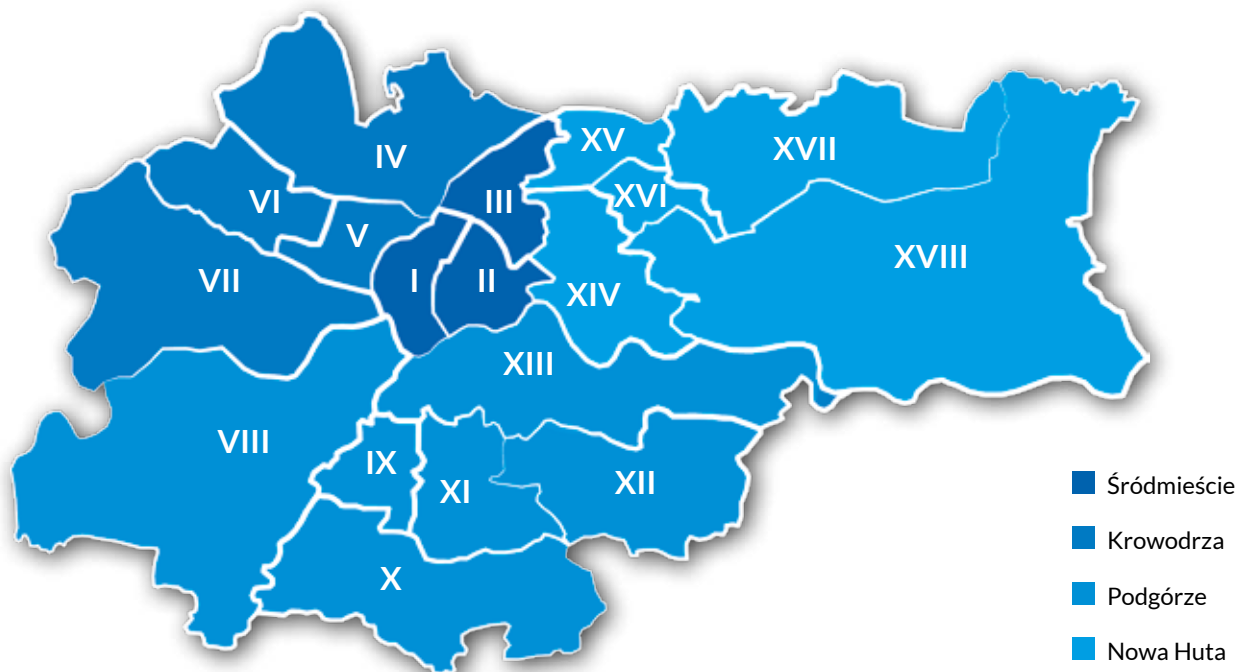


885
Medical rescuers

Administrative division of Krakow - districts

Area	Number	District	Population ¹	Area (km ²)	Density of population (persons / km ²)
Śródmieście	I	Stare Miasto	30,609	5.568	5,498
	II	Grzegórzki	29,741	5.845	5,088
	III	Prądnik Czerwony	46,599	6.438	7,238
Krowodrza	IV	Prądnik Biały	71,752	23.419	3,064
	V	Krowodrza	30,184	5.619	5,372
	VI	Bronowice	23,931	9.560	2,503
	VII	Zwierzyniec	20,555	28.731	715
Podgórze	VIII	Dębniki	62,615	46.189	1,356
	IX	Łagiewniki-Borek Fałęcki	15,235	5.415	2,813
	X	Swoszowice	28,176	25.604	1,100
	XI	Podgórze Duchackie	54,324	9.540	5,694
	XII	Bieżanów-Prokocim	63,277	18.474	3,425
	XIII	Podgórze	38,423	25.667	1,497
Nowa Huta	XIV	Czyżyny	30,946	12.257	2,525
	XV	Mistrzejowice	51,795	5.590	9,266
	XVI	Bieńczyce	40,632	3.699	10,985
	XVII	Wzgórza Krzesławickie	20,214	23.815	849
	XVIII	Nowa Huta	50,392	65.410	770
Total			709,400	326.839	2,170

¹ registered permanent residents



Prepared by: Department of Strategy, Investment Planning and Monitoring MUNICIPAL OFFICE OF KRAKOW
Graphic design, editing: Studio Grafpa

Photographs: 123rf.com/Icons made by www.flaticon.com
Printing: UNIDRUK

DEPARTMENT OF STRATEGY,
INVESTMENT PLANNING AND
MONITORING

pl. Wszystkich Świętych 3-4
31-004 Krakow
e-mail: sl.umk@um.krakow.pl
tel. + 48 12 616 19 57
www.krakow.pl



Circulation: 200 copies
ISSN 2450-9698